


# Homework 4

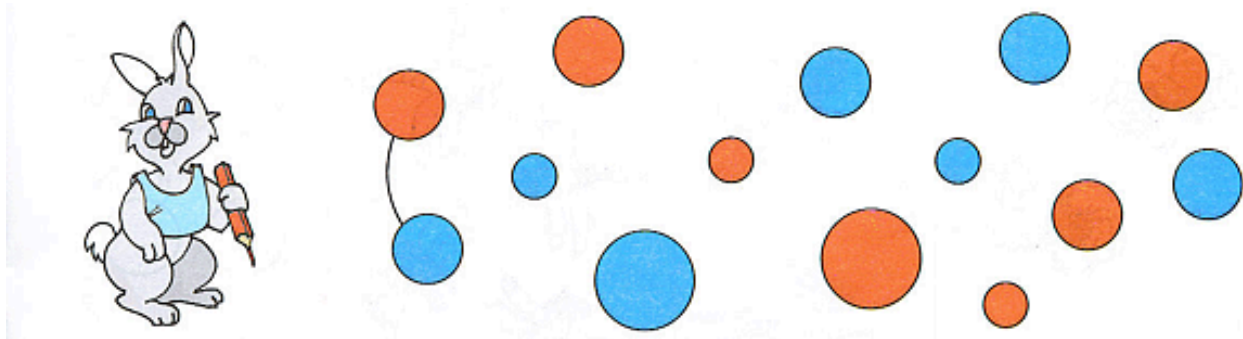
## Problem 1

Color in all the fish that swim to the left blue and all the fish that swim to the right yellow.

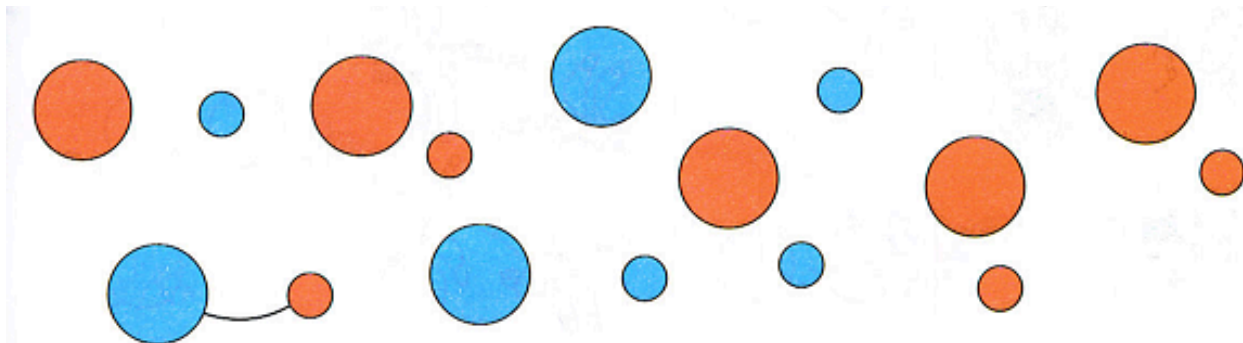


## Problem 2

Help bunny to pair up red and blue circles of the same size.



Connect big and small blue and red circles to make a pair.




Do they all have a pair? How many circles do not have a pair? Cross out the circles that don't have a pair.

### Problem 3

Color all of the flags that are turned towards the **right green**, and all the flags that turned to the **left blue**.



Color **the biggest** ball **red**, **the smallest** ball **yellow**, and **the medium** size ball **green**.



Color the **squares** in **blue**, **circles** - **red**, **triangles** - **yellow**, **rectangles** - **green**. Count and write the number of each shape in the blue boxes below.



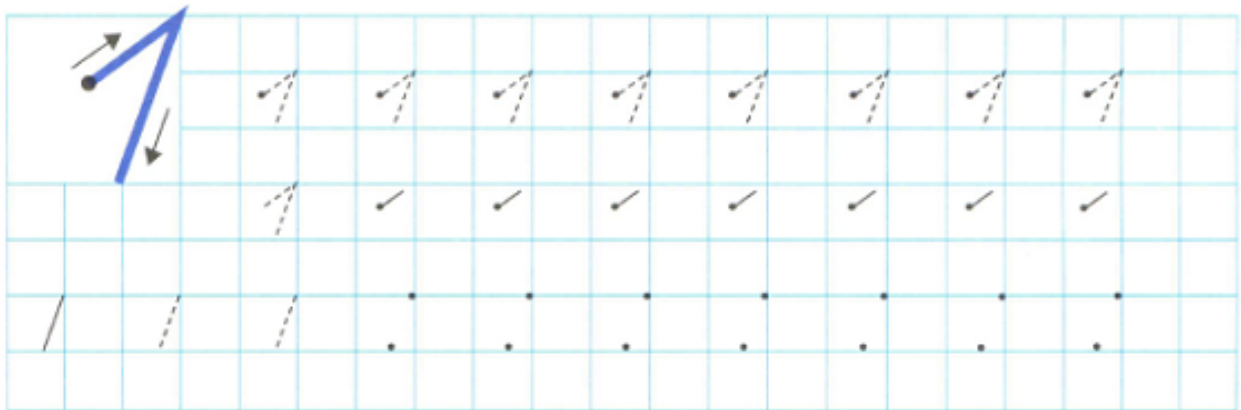
### Problem 4

Day and night. What do you see? Draw a larger sun next to the sun in the picture and draw a smaller crescent underneath the one in the picture.




### Problem 5

Trace number 1 and finish the pattern.



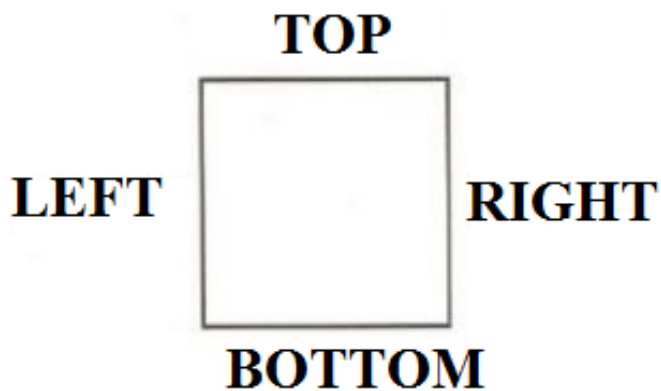
### Problem 6

This is straight line. Ask a parent to help you trace the first line, then try tracing/drawing the straight line by yourself.



### Problem 7

This is a square. It has 4 sides. Memorize them.



First, trace the **top** side with **red** pencil, **bottom** side with **green**, **left** side with **blue**, and **right** side with **yellow** pencil. Then connect the dots recreating the same square. Challenge yourself by creating a square with sticks.

### Problem 8

Carefully study the pattern of shapes and colors. What comes next? Finish the row.



Now, try to come up with your own rules for coloring and create your own pattern.

