


# Homework 11


## Problem 1

Try to get the present!




## Problem 2

Draw the ornament that is missing.



## Problem 3

Group the objects based on which shape they remind you of.



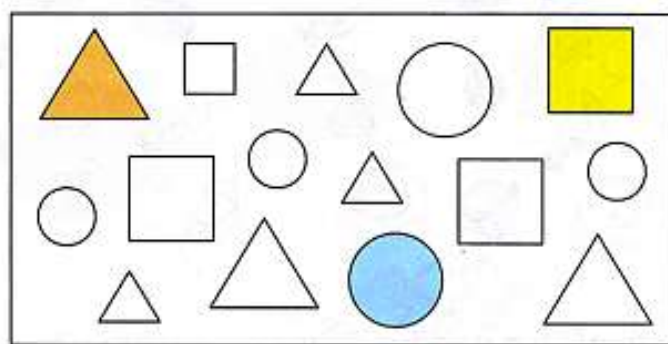
### Problem 4

Color the tallest tree that is to the right of the house, and the smallest tree to the left of the house. Draw the sun above the house. Draw the mushroom in front of the house. Cross out the same amount of red circles as the pine trees in the picture.



### Problem 5

Color in the triangles red, the circles blue, and the squares yellow. Count how many triangles, circles and squares are in the box. Connect the shapes below the number circles with the appropriate number in the circle.




① ② ③ ④ ⑤ ⑥ ⑦ ⑧



## Problem 6

Match the cups to their plates.



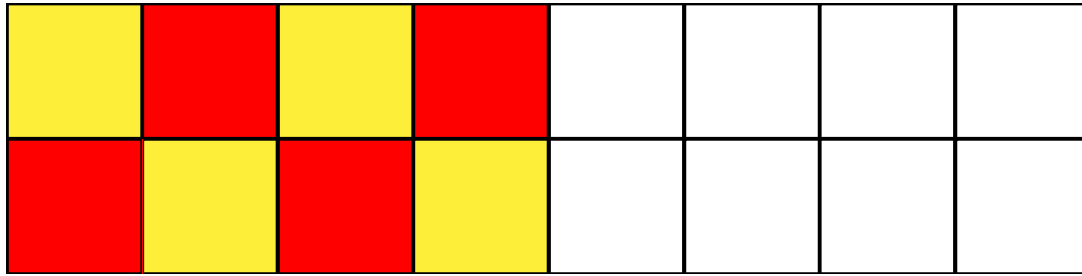
## Problem 7

Using different colors, trace the objects. How many objects did you find? Write the answer in the blue box.



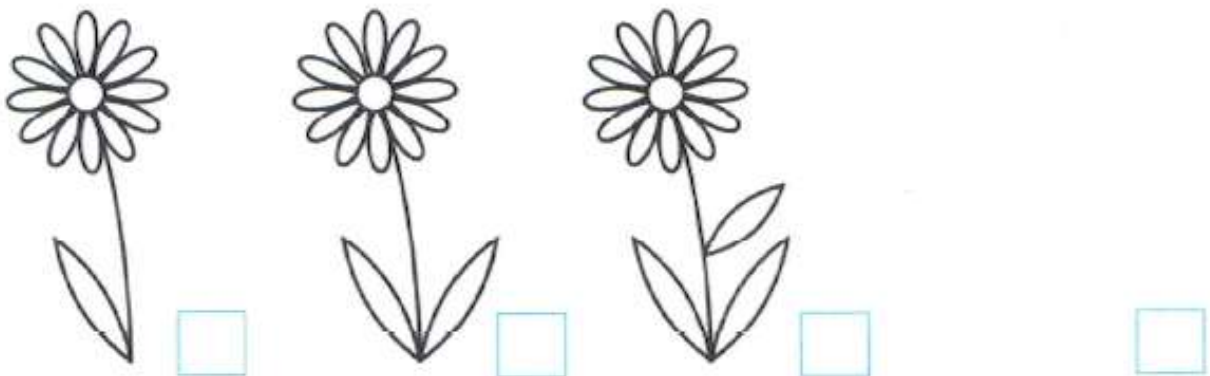
### Problem 8

Finish the pattern.



### Problem 9

Look at the pattern below. Draw the next picture that is missing (pay attention to the number of leaves). Write in the blue boxes the number of leaves on each flower. Color in the flower that has the least number leaves.



### Problem 10

What do you see in the shapes below? Finish the pictures.

