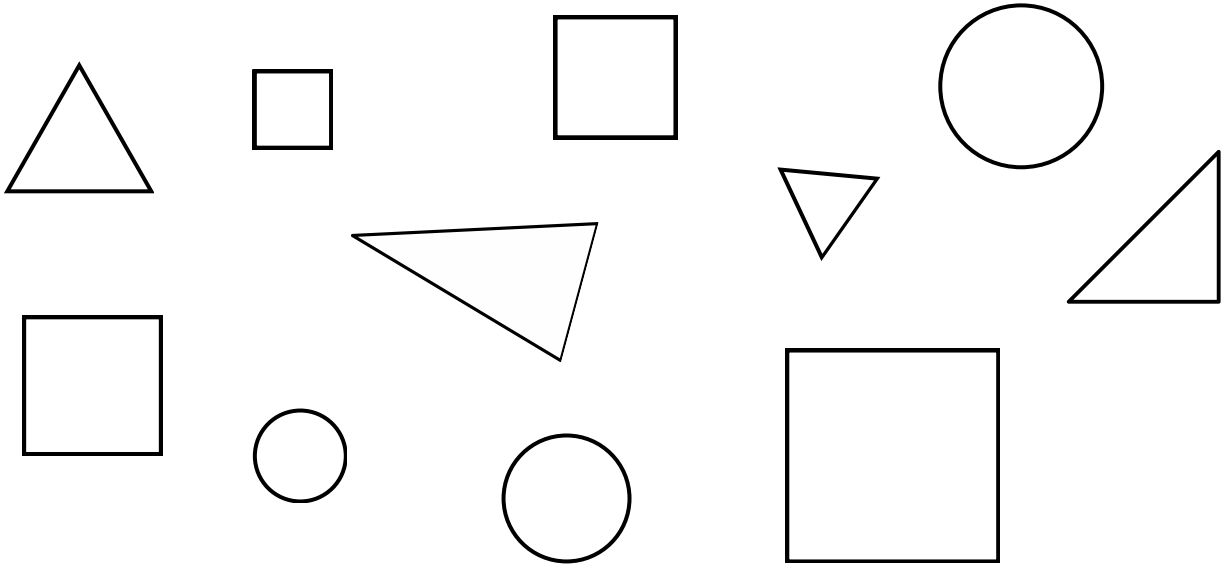


Homework 5

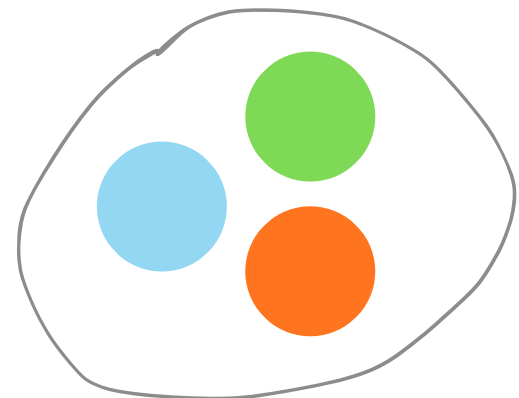


Problem 1

Color all the triangles in red, all the squares in blue and all the circles in orange.



Problem 2

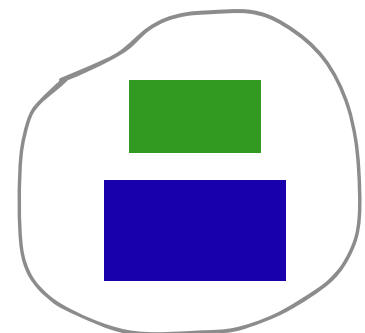


Count how many shapes there are in the group and draw a line to the correct number.



1

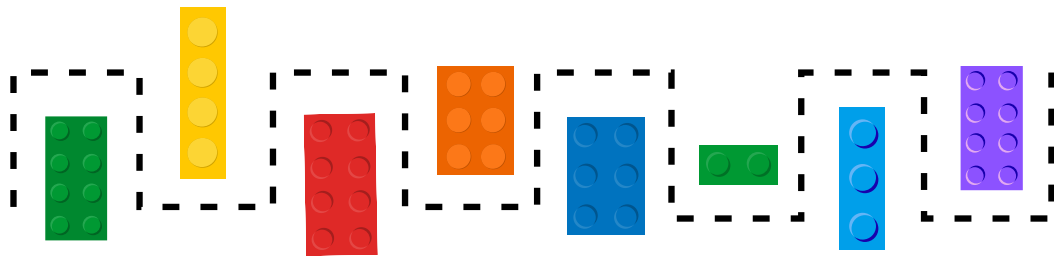

2

3




Problem 3

Walk the path (trace without lifting your pencil) and try not to step on the objects aside!




Problem 4

Who is small and who is big? Color the large animal only.




Problem 5

What does not belong and why? (Help your child practice using categories “shape”, “size” and “color”)



Problem 6

What shapes do you see in the house below? Circle and name them.



Problem 7

Dear parents, this task needs your special assistance.

Look at the pictures together and tell your child a story. Then, have your child cut the pictures (or cut the pictures for them), mix the pictures, and tell the story again, asking your child to find the right picture.

Then, on a separate sheet of paper (you can use the back of the previous page of homework printout) ask your child to glue the pictures in the order of the events happening in the story and to tell the story to you independently.

