



Homework 20


Problem 1

Color the picture according to the code.



R - 




Y - 

B - 

G - 







Problem 2

Name the objects in the frame. Then, find the group that has only the same objects that you identified inside the frame and circle it.



Problem 3

Circle the number of the flowers in each picture. Can you name these flowers?



Problem 4

Finish the picture: color in **red** the most right pillow on the couch; draw a **blue frame** (trace) for the picture on the wall; draw a **green ball** on the carpet **under the table**; color in **orange** the **flower pot** of the plant that is **on the table**.






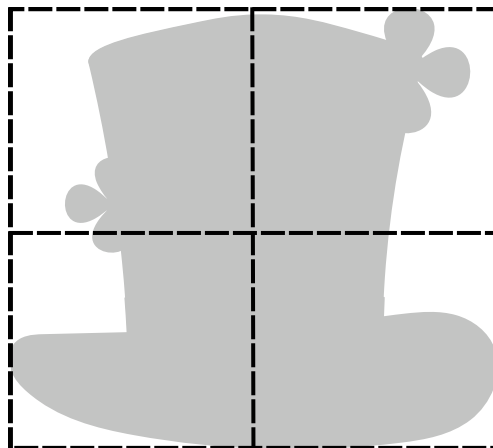
Problem 5

What comes next in the pattern? Circle.

Problem 6

Put the pieces into the right places to reveal the leprechaun's hat. (If you want - cut the pieces of the hat out and glue them on top of the shadow.)



Problem 7

Pair up the objects (connect them by a line), and explain your choice.



Problem 8

Organize the food in the fridge. Put each product (draw a line) on the shelf that is marked with the first letter of its name. Color the picture if you want. (There are: a muffin, an onion, noodles, mushrooms, olives, nachos, milk, nuts and an orange.)

