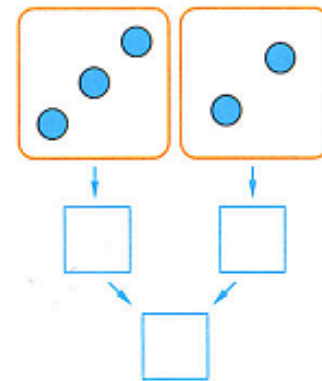
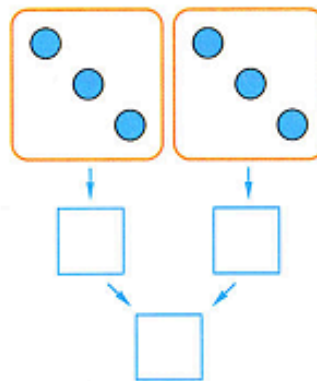
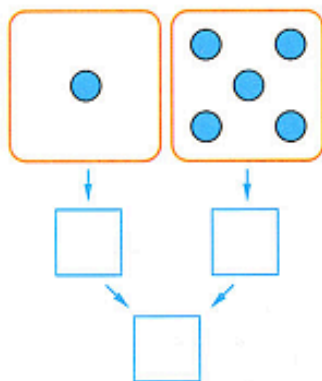
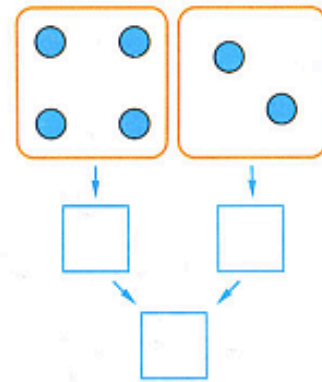
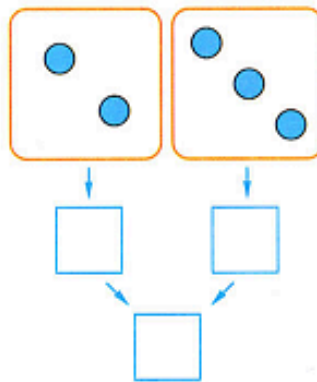
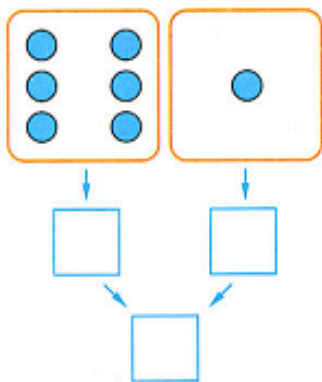
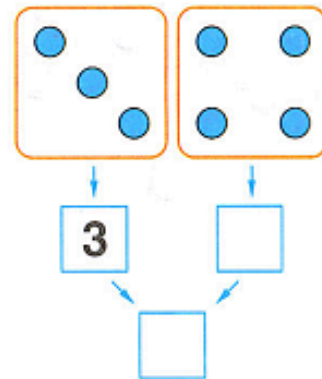
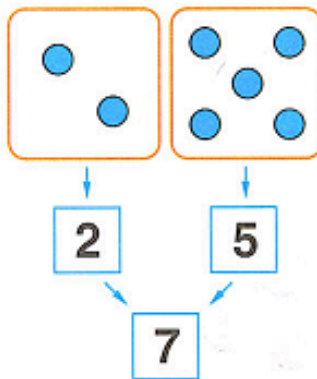


# Homework 19

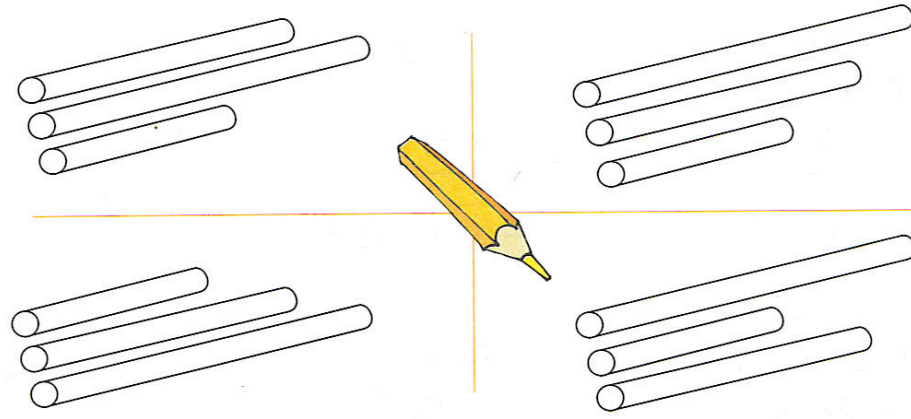
## Problem 1

Help Bunny finish his work by writing the correct numbers in the boxes.




## Problem 2

Color in the sticks in the pictures according to the rule: the yellow stick is shorter than the green stick and the green stick is longer than the red stick.



## Problem 3

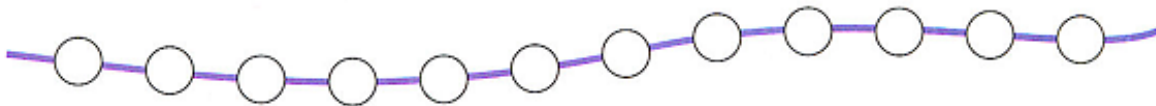
Look at the log in the box. Find and color in the wider logs than the one in the box.



## Problem 4

Color in the beads according to the rule:

- Before the red bead comes the green one.







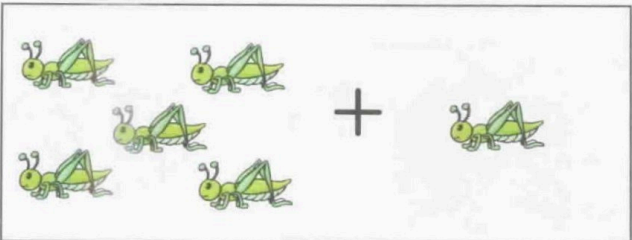



- After the red bead comes the blue one.



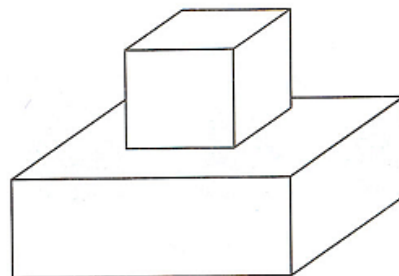

### Problem 5

Count the objects in each row. Circle the same number of objects in each box.

### Problem 6

Color in the shapes so that the blue shape is at the bottom and the green shape is on the top. Label the shapes: cylinder, cube, rectangular prism.



### Problem 7


Finish the number exercise.

3 — IS	<input type="text" value="1"/>	+	<input type="text"/>
4 — IS	<input type="text" value="2"/>	+	<input type="text"/>
4 — IS	<input type="text" value="3"/>	+	<input type="text"/>
5 — IS	<input type="text"/>	+	<input type="text"/>
5 — IS	<input type="text"/>	+	<input type="text"/>

6 — IS	<input type="text" value="2"/>	+	<input type="text"/>
6 — IS	<input type="text" value="3"/>	+	<input type="text"/>
6 — IS	<input type="text" value="1"/>	+	<input type="text"/>
7 — IS	<input type="text"/>	+	<input type="text" value="4"/>
7 — IS	<input type="text" value="5"/>	+	<input type="text"/>

### Problem 8

Name the pictures. Find the object that doesn't belong in each picture.



### Problem 9

Find who likes what. Color them in the same color.

