


# Homework 5



## Problem 1

Look at the picture. Help each squirrel get just ONE nut (connect each squirrel with a nut by drawing a line). Are there enough nuts for all the squirrels? Are there more nuts or squirrels? Circle.




## Problem 2

Birds are building their nests. For each bird draw one stick on the left. The number of sticks should be equal to the number of birds.



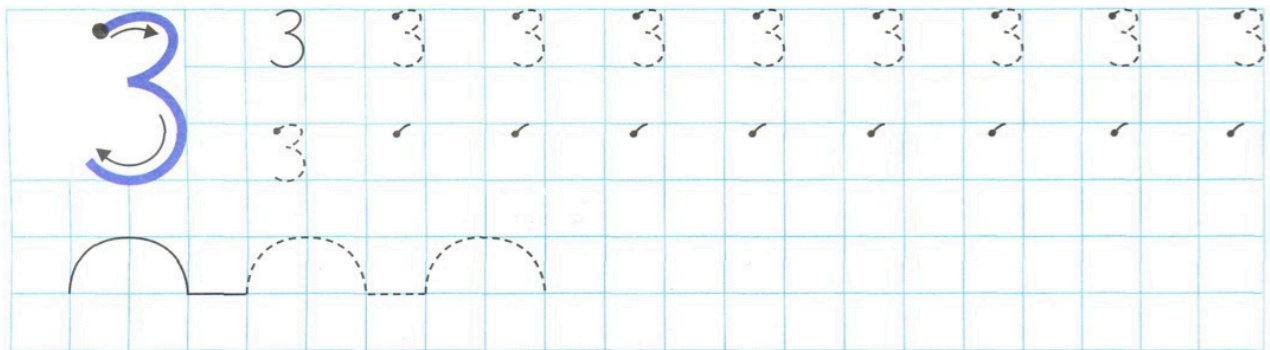
### Problem 3

Find out what is wrong with the numbers. Cross out all the numbers that are written wrong. Search for the correct numbers 0, 1, 2, 3 and circle them.




### Problem 4

Trace number 3 and finish the pattern.



### Problem 5

Count how many fruits on each plate. Color in the numbers so that they were the same color as the fruit.

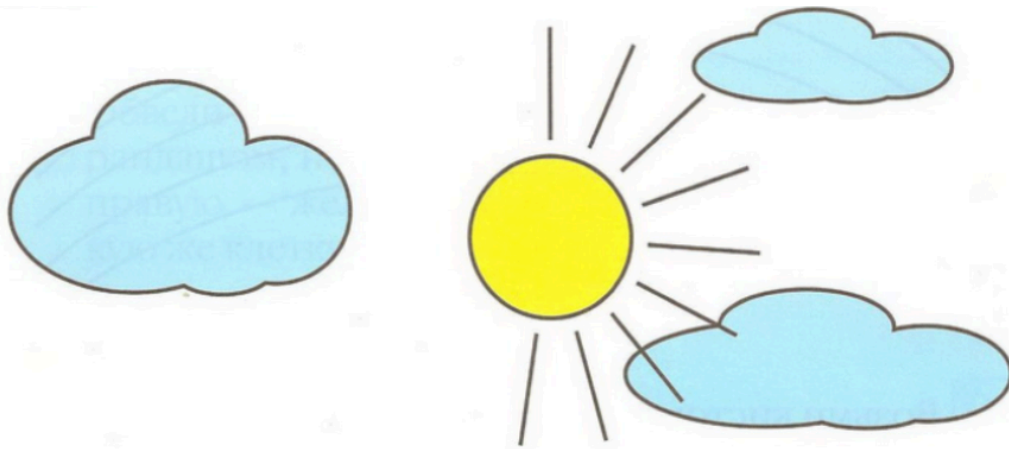


### Problem 6

First draw a straight line together with your parents and then try on your own. Try not to lift your pencil while you trace the lines.



Help the sun shine by adding sun rays. Try not to lift your pencil when drawing a line.



Help a dog get to his yummy bone. Draw a line without lifting the pencil and so that it was in the middle of the two lines.




### Problem 7

There is a **blue** jar with honey on the **right** side **of the bear** and a **red** jar with honey to the **left**. Color the jars.




### Problem 8

The bunny has circled blue fish that are swimming DOWN. Please circle all of the fish that are swimming UP.



### Problem 9

Color in all the flowers that are facing **right** in **red**, and **left** in **yellow**.



**Problem 10**

Color in the picture according to the code. Try to stay within the lines.

