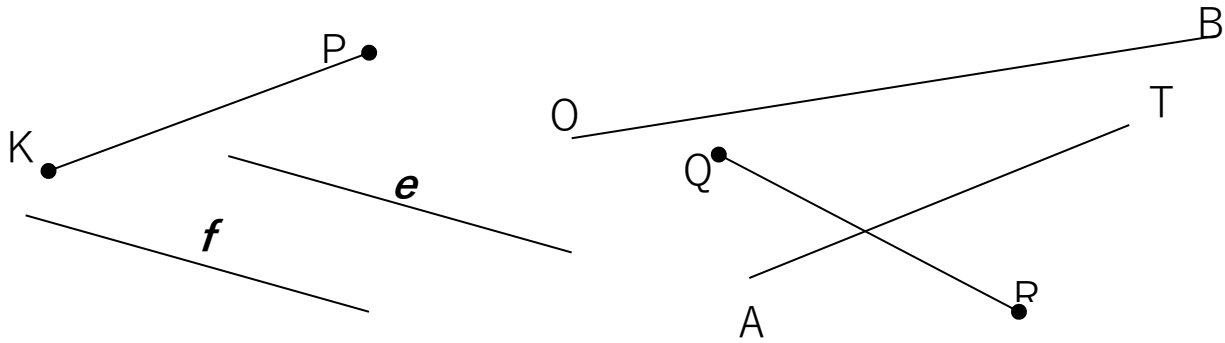


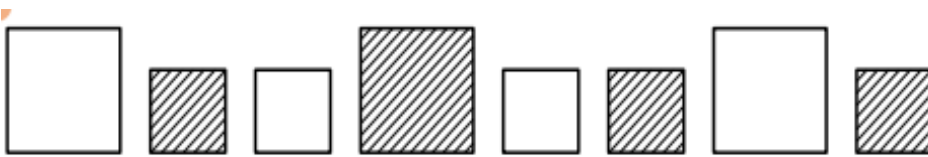
1

Find straight lines and line segments. Trace the line segments with your pencil. Do they intersect? Extend the lines using a ruler and mark the intersection points. Are there parallel lines? What are their names? _____



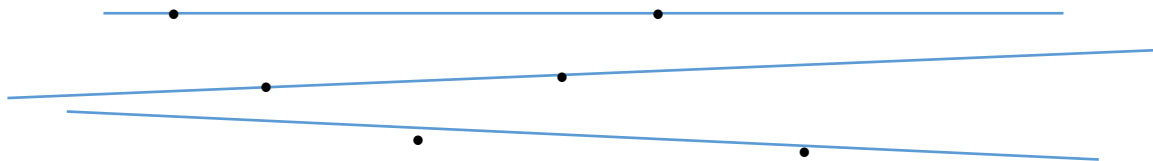
2

Continue pattern – add 4 more rectangles.



3

- a) How many points are marked on each line? -
- b) How many points are marked on all 3 lines? -



- c) Draw 3 straight lines and place 3 points on each line in such a way that you will get a total 6 points. *Hint:* lines can intersect.

HW 5

Intersection of lines. Column addition of 3-digit numbers

9

Fill the missing numbers into the tables.

+	9	5	4
6			
8			
7			

+		5	8
8		13	
			17
12	19		

+	6		
	12		
14		35	
42			72

10

a) Draw a line segment \overline{AB} .

Draw another line segment \overline{CD} in a way that the intersection between \overline{AB} and \overline{CD} is a point K.

b) Draw a line segment \overline{AB} again below. Draw another line segment \overline{EF} in a way that the intersection between \overline{AB} and \overline{EF} is a line segment \overline{EB} .