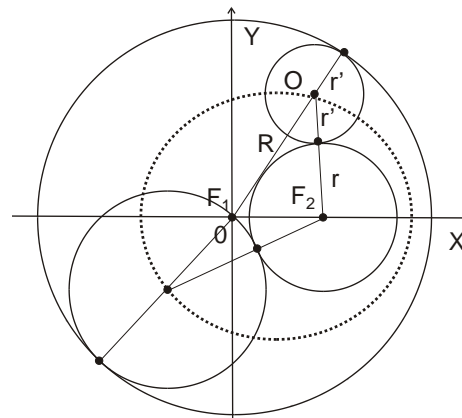


## Geometry.

### Ellipse. Hyperbola. Parabola (continued).

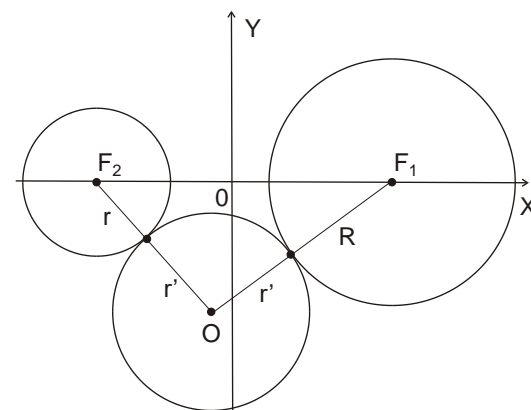
#### Alternate definitions of ellipse, hyperbola and parabola: Tangent circles.

**Ellipse** is the locus of centers of all circles tangent to two given nested circles  $(F_1, R)$  and  $(F_2, r)$ . Its foci are the centers of these given circles,  $F_1$  and  $F_2$ , and the major axis equals the sum of the radii of the two circles,  $2a = R + r$  (if circles are externally tangential to both given circles, as shown in the figure), or the difference of their radii (if circles contain smaller circle  $(F_2, r)$ ).



Consider circles  $(F_1, R)$  and  $(F_2, r)$  that are not nested. Then the loci of the centers  $O$  of circles externally tangent to these two satisfy  $|OF_1| - |OF_2| = R - r$ .

**Hyperbola** is the locus of the centers of circles tangent to two given non-nested circles. Its foci are the centers of these given circles, and the vertex distance  $2a$  equals the difference in radii of the two circles.



As a special case, one given circle may be a point located at one focus; since a point may be considered as a circle of zero radius, the other given circle—which is centered on the other focus—must have radius  $2a$ . This provides a simple technique for constructing a hyperbola.

**Exercise.** Show that it follows from the above definition that a tangent line to the hyperbola at a point  $P$  bisects the angle formed with the two foci, i.e., the angle  $F_1PF_2$ . Consequently, the feet of perpendiculars drawn from each focus to such a tangent line lie on a circle of radius  $a$  that is centered on the hyperbola's own center.

If the radius of one of the given circles is zero, then it shrinks to a point, and if the radius of the other given circle becomes infinitely large, then the “circle” becomes just a straight line.

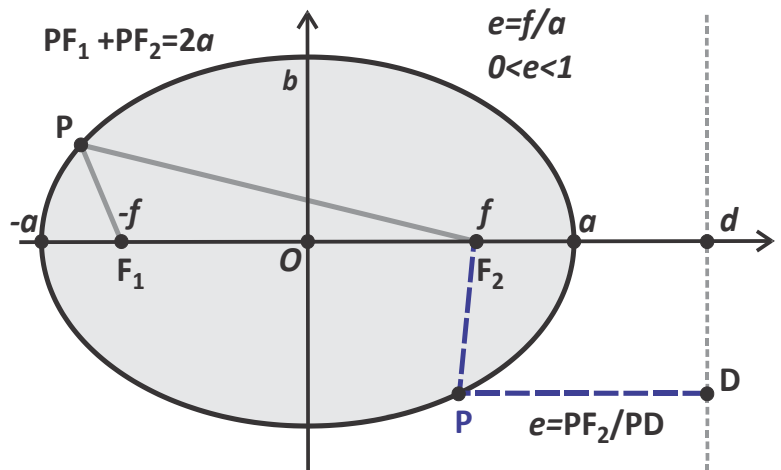
**Parabola** is the locus of the centers of circles passing through a given point and tangent to a given line. The point is the focus of the parabola, and the line is the directrix.

**Alternate definitions of ellipse, hyperbola and parabola: Directrix and Focus.**

**Parabola** is the locus of points such that the ratio of the distance to a given point (focus) and a given line (directrix) equals 1.

**Ellipse** can be defined as the locus of points P for which the distance to a given point (focus  $F_2$ ) is a constant fraction of the perpendicular distance to a given line, called the directrix,  $|PF_2|/|PD| = e < 1$ .

**Hyperbola** can also be defined as the locus of points for which the ratio of the distances to one focus and to a line (called the directrix) is a constant  $e$ . However, for a hyperbola it is larger than 1,  $|PF_2|/|PD| = e > 1$ . This constant is the eccentricity of the hyperbola. By symmetry a hyperbola has two directrices, which are parallel to the conjugate axis and are between it and the tangent to the hyperbola at a vertex.



In order to show that the above definitions indeed those of an ellipse and a hyperbola, let us obtain relation between the x and y coordinates of a point P  $(x, y)$  satisfying the definition. Using axes shown in the Figure, with focus  $F_2$  on the X axis at a distance  $l$  from the origin and choosing the Y-axis for the directrix, we have

$$\frac{\sqrt{(x - l)^2 + y^2}}{x} = e$$

$$(x - l)^2 + y^2 = (ex)^2$$

$$x^2(1 - e^2) - 2lx + l^2 + y^2 = 0$$

$$(1 - e^2) \left( x^2 - 2x \frac{l}{1 - e^2} + \left( \frac{l}{1 - e^2} \right)^2 \right) + y^2 = \frac{l^2}{1 - e^2} - l^2 = \frac{e^2 l^2}{1 - e^2}$$

Finally, we thus obtain,

$$\frac{\left( x - \frac{l}{1 - e^2} \right)^2}{\frac{e^2 l^2}{(1 - e^2)^2}} + \frac{y^2}{\frac{e^2 l^2}{1 - e^2}} = 1$$

Which is the equation of an ellipse for  $1 - e^2 > 0$  and of a hyperbola for  $1 - e^2 < 0$ . In each case the center is at  $x = x_0 = \frac{l}{1 - e^2}$  and  $y = y_0 = 0$ , and the semi-axes are  $a = \frac{e l}{(1 - e^2)}$  and  $b = \frac{e l}{\sqrt{|1 - e^2|}}$ , which brings the equation to a canonical form,

$$\frac{(x - x_0)^2}{a^2} \pm \frac{(y - y_0)^2}{b^2} = 1$$

We also obtain the following relations between the eccentricity  $e$  and the ratio of the semi-axes,  $a/b$ :  $\frac{b}{a} = \sqrt{|1 - e^2|}$ , or,  $e = \sqrt{1 \pm \left( \frac{b}{a} \right)^2}$ , where plus and minus sign correspond to the case of a hyperbola and an ellipse, respectively.

**Curves of the second degree.**

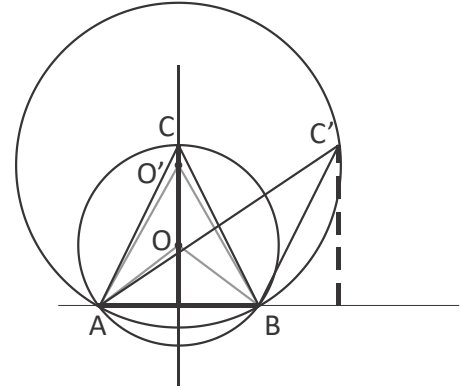
**A curve of the second degree** is a set of points whose coordinates in some (and therefore in any) Cartesian coordinate system satisfy a second order equation,

$$a_{11}x^2 + a_{12}xy + a_{22}y^2 + 2b_1x + 2b_2y + c = 0$$

## Solutions of some past homework problems.

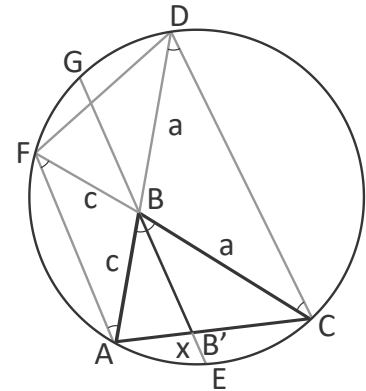
1. **Problem.** Consider all triangles with a given base and given altitude corresponding to this base. Prove that among all these triangles the isosceles triangle has the biggest angle opposite to the base.

**Solution.** Consider a circumscribed circle for different triangles, an isosceles triangle  $ABC$  and some other triangle,  $ABC'$ , which share the base  $AB$  and have the same altitude. For all such triangles, the center of the circumscribed circle will belong to the mid-perpendicular of the base  $AB$ , ie the altitude of an isosceles triangle on this base, or its continuation. If  $O$  is the center of the circle circumscribed around the isosceles triangle  $ABC$  and  $O'$  is the center of the circumscribed circle for any other triangle with the same altitude,  $ABC'$  (on the same side of  $AB$ ), then  $O'$  lies farther from  $AB$  than  $O$  (see figure). Consequently,  $\angle AOB$  is larger than  $\angle AO'B$ . But by the inscribed angle theorem,  $\angle AOB = 2\angle ACB$ ,  $\angle AO'B = 2\angle AC'B$ , and therefore,  $\angle ACB > \angle AC'B$ .



2. **Problem.** Prove that the length of the bisector segment  $BB'$  of the angle  $\angle B$  of a triangle  $ABC$  satisfies  $|BB'|^2 = |AB||BC| - |AB'||B'C|$ .

**Solution.** Consider the construction used to prove the property of a bisector: an isosceles triangle  $CBD$ ,  $CB = BD = a$ . (Recap: the property of a bisector,  $BB'$ , is obtained by applying Thales theorem to the angle  $DAC$  and two parallel lines,  $BB'$  and  $CD$ ; we then obtain,  $|AB'|:|B'C| = |AB|:|BC|$ ). Draw a circumscribed circle around the triangle  $ACD$  and extend the bisector  $BB$  to obtain the chord  $EG$  containing  $BB'$ . By symmetry,  $|EB| = |BG|$  (see Figure). By the property of intersecting chords (Euclid's theorem), we have,  $|AB||BD| = |EB||BG| = |EB|^2 = (|BB'| + |B'E|)^2$ , wherefrom,  $|BB'|^2 = |AB||BD| - |B'E|(|B'E| + 2|BB'|)$ . On the other hand, by the same theorem,  $|B'E||B'G| = |B'E|(|B'E| + 2|BB'|) = |AB'||B'C|$ . Combining these two expressions, we obtain  $|BB'|^2 = |AB||BC| - |AB'||B'C|$ .



3. **Problem.** In an isosceles triangle  $ABC$  with the angles at the base,  $\angle BAC = \angle BCA = 80^\circ$ , two Cevians  $CC'$  and  $AA'$  are drawn at an angles  $\angle BCC' = 30^\circ$  and  $\angle BAA' = 20^\circ$  to the sides,  $CB$  and  $AB$ , respectively (see Figure). Find the angle  $\angle AA'C' = x$  between the Cevian  $AA'$  and the segment  $A'C'$  connecting the endpoints of these two Cevians.

**Solution.** Consider the figure. Find isosceles and congruent triangles (eg  $|C'D| = |C'O|$ ,  $|AC'| = |AC| = |AO|$ ,  $\Delta A'C'D \cong \Delta A'C'O$ , ...). It then follows that  $\angle DC'O = \angle C'OA' = 100^\circ$ , and  $x = 30^\circ$ .

