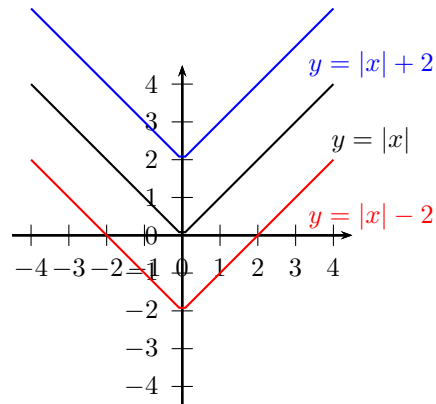
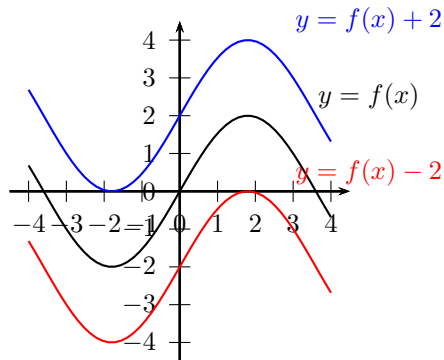


MATH 7: HANDOUT 18
COORDINATE GEOMETRY 2: TRANSFORMATION AND MORE BASIC GRAPHS.

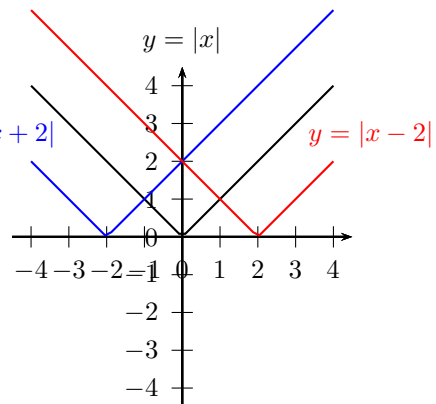
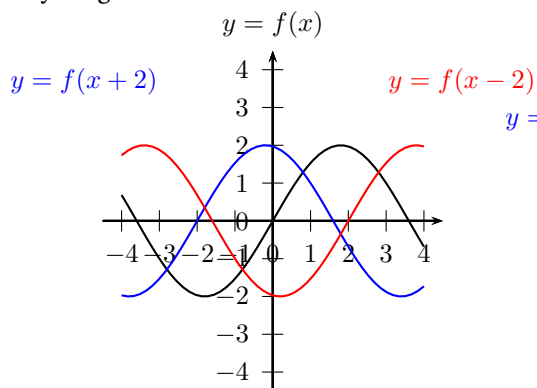
TRANSFORMATIONS

Having learned a number of basic graphs, we can produce new graphs, by doing certain transformations of the equations. Here are two of them.

Vertical translations: Adding constant c to the right-hand side of equation shifts the graph by c units up (if c is positive; if c is negative, it shifts by $|c|$ down.)

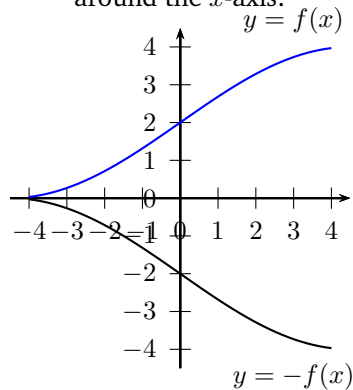


Horizontal translations: Adding constant c to x shifts the graph by c units left if c is positive; if c is negative, it shifts by c right.

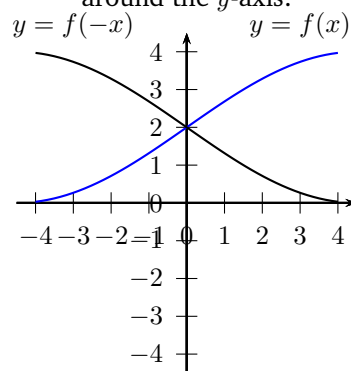


Reflections

Multiplying the function by -1 reflects the graph around the x -axis:



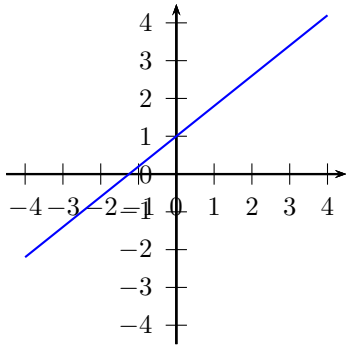
Replacing in the equation x by $-x$ reflects the graph around the y -axis:



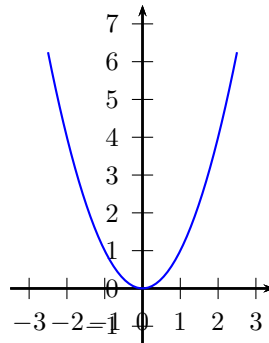
Combining the knowledge of transformations with the knowledge of graphs of basic functions, we can already build a large number of graphs.

Linear function: $y = mx + b$

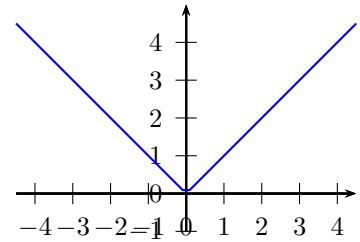
The graph of this function is a straight line. The coefficient m is called the *slope*.



Parabola: $y = x^2$

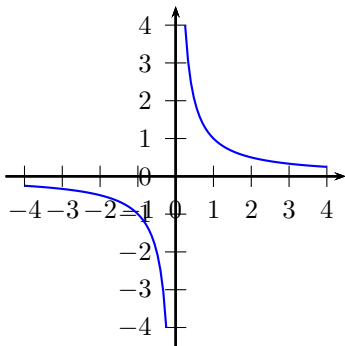


Absolute value: $y = |x|$

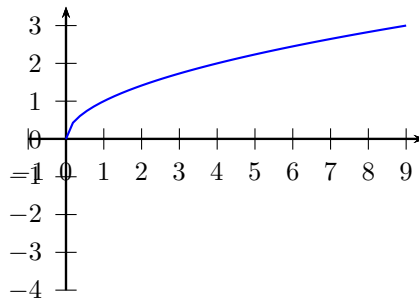


Inverse function: $y = \frac{1}{x}$

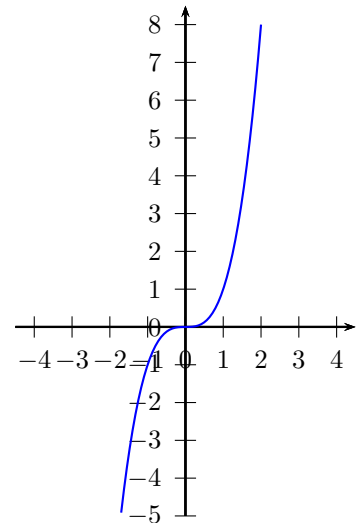
The graph of this function is called a **hyperbola**.



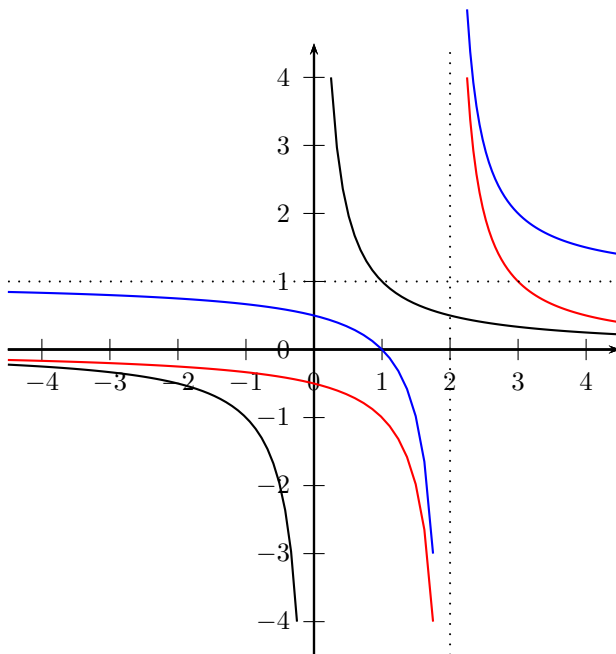
Square root: $y = \sqrt{x}$



Cubic function: $y = x^3$



Here is an example: plot the graph of the function $y = \frac{1}{x-2} + 1$. We start with the graph of $y = \frac{1}{x}$ (black on the picture below), and then do two translations: first by 2 to the right, to draw $y = \frac{1}{x-2}$ (red), and then by 1 up, to finally get $y = \frac{1}{x-2} + 1$ (blue).



HOMWORK

- Let $A = (3, 5)$, $B = (6, 1)$ be two of the vertices of a square $ABCD$ (the vertices are labeled A, B, C, D going counterclockwise). Find the coordinates of points C, D and of the center of the square. Find the area of this square.
- Let C be the circle with center at $(0, 1)$ and radius 2, and l - the line with slope 1 going through the origin. Find the intersection points of the circle C and line l , and compute the distance between them.
- *3. Prove the following formula for the distance from a point to the line: the distance from point $P = (u, v)$ to the line given by equation $ax + by = 0$ is

$$d = \frac{|au + bv|}{\sqrt{a^2 + b^2}}$$

- Prove that for any point P on the parabola $y = \frac{x^2}{4} + 1$, the distance from P to the x -axis is equal to the distance from P to the point $(0, 2)$.
- Prove that the set of all points P satisfying the following equation

$$\text{distance from } P \text{ to the origin} = 2 \cdot (\text{distance from } P \text{ to } (0, 3))$$

is a circle. Find its radius and center.

- (a) Sketch the graphs of functions $y = |x + 1|$ and $y = -x + 0.25$.
(b) How many solutions do you think this equation has?

$$|x + 1| = -x + 0.25$$

Note: you are not asked to find the solutions — just answer how many are there.

- (a) Draw the graph of the equation $x^2 + y^2 - 1 = 0$.
(b) Draw the graph of the equation $x^2 + (y - 1)^2 - 1 = 0$.
(c) Draw the graph of the equation $xy = 0$.
(d) Draw the graph of the equation $x^2 + y^2 = 0$.
(e) Draw the graph of the equation $(x^2 + y^2 - 1)(x^2 + (y - 1)^2 - 1) = 0$.
(f) Draw the graph of the equation $(x^2 + y^2 - 1)^2 + (x^2 + (y - 1)^2 - 1)^2 = 0$.

8. Sketch graphs of the following functions:

(a) $y = (x - 1)^2 + 1$

(b) $y = \frac{1}{x + 2} + 1$

(c) $y = \frac{1}{2 - x}$

(d) $y = \frac{x + 2}{x + 1}$

(e) $y = \left| \frac{1}{x - 1} + 1 \right|$