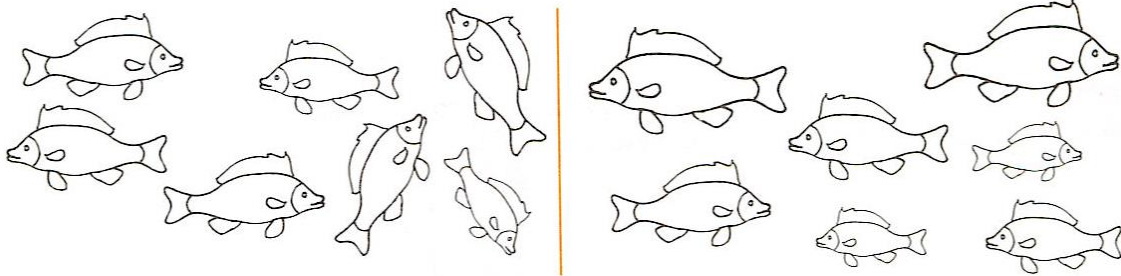


Math Enrichment 4-5

Home Work 3

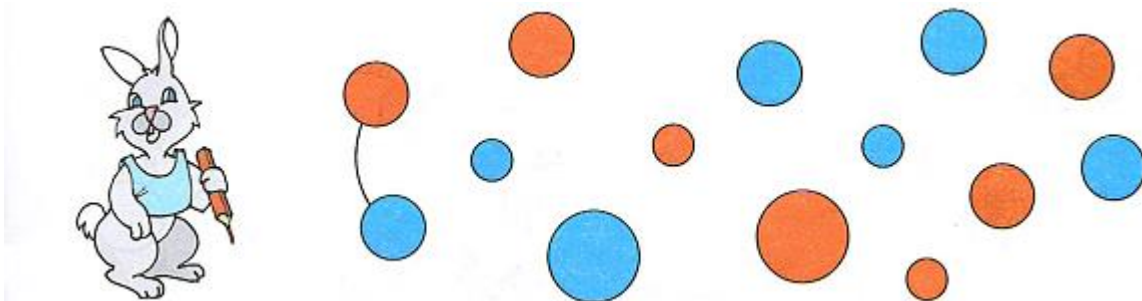
Problem 1

Color in all the fish that swim to the left blue and all the fish that swim to the right yellow.

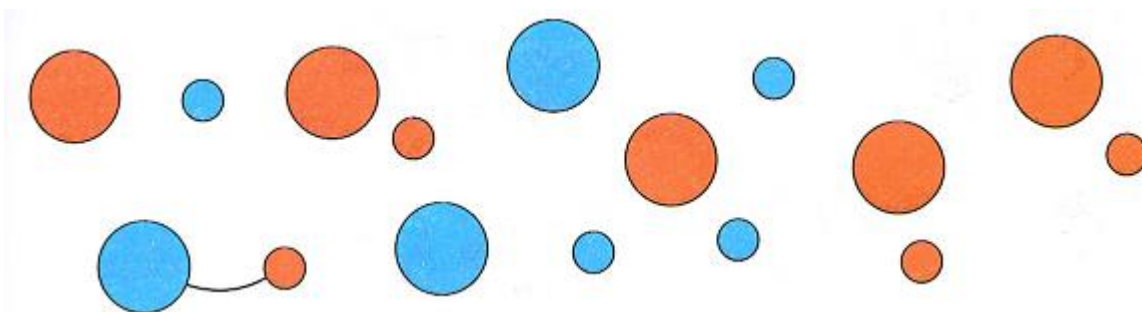


Problem 2

Please help bunny pair up the red and blue circles of the same size.




Connect big and small blue and red circles to make a pair.



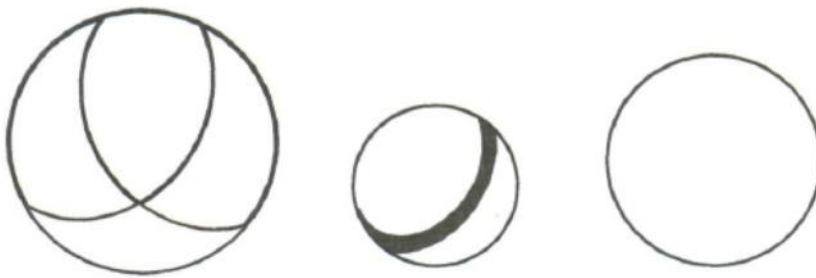
Do they all have a pair? How many circles do not have a pair? Cross out the circles that don't have a pair.

Problem 3

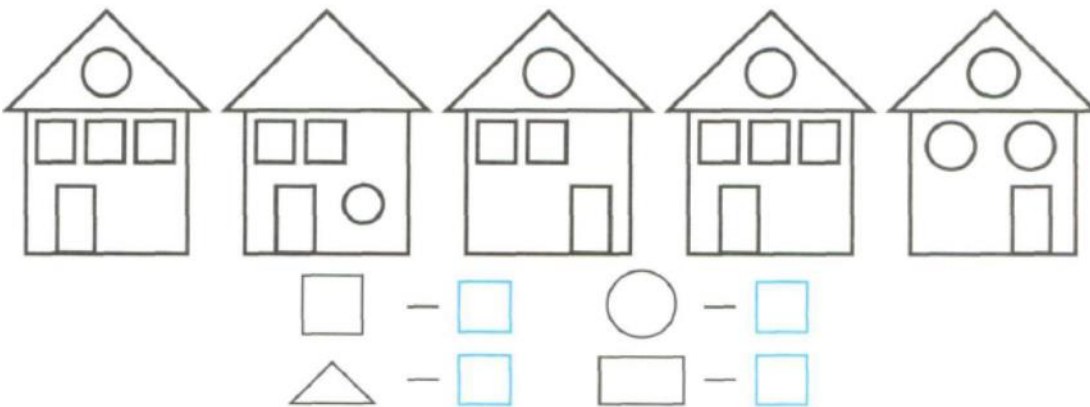
Color all of the flags that are turned towards the right **green**, and all flags that turned to the left **blue**.



Color the biggest ball **red**, the smallest ball **yellow**, and the medium size ball **green**.



Color the squares in **blue**, circles - **red**, triangles - **yellow**, rectangles - **green**. Count and write the number of each shape in the blue boxes below.



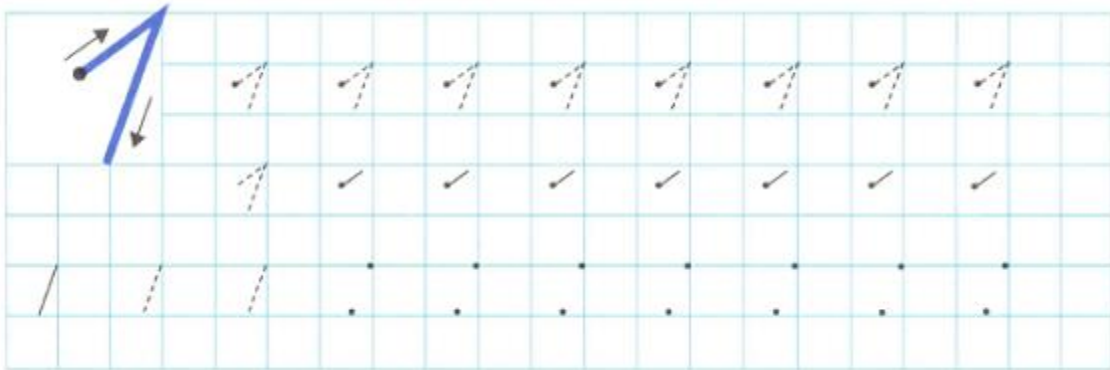
Problem 4

Day and night. What do you see? Draw a **larger** sun next to the sun in the picture and draw a **smaller** crescent underneath the one in the picture.




Problem 5

Trace **1** and finish the pattern.



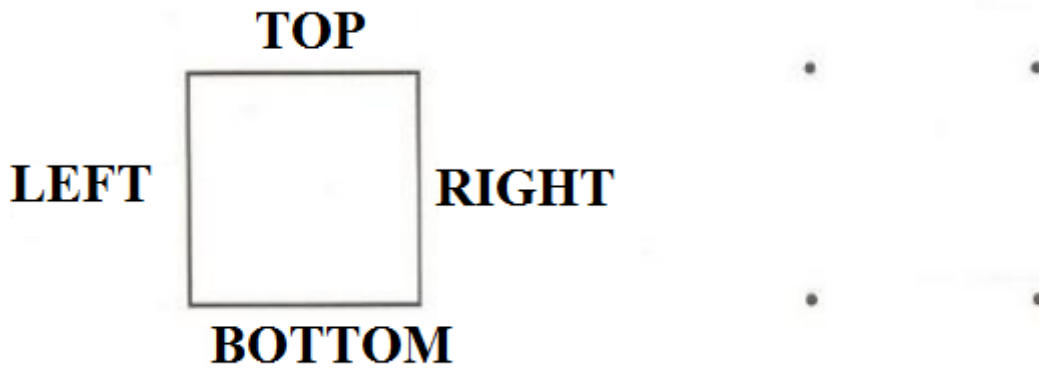
This is straight line. Ask a parent to help you trace the first line, then try tracing/drawing the straight line by yourself.



Problem 6

This is a square. It has 4 sides. Memorize them.

First, trace the TOP with **RED** pencil, BOTTOM with **GREEN**, LEFT with **BLUE**, and RIGHT with **YELLOW** pencil. Then connect the dots recreating the same square. Challenge yourself by creating a square with sticks.



Problem 7

Carefully learn the pattern of shapes and colors. What comes next? Finish the row.



Now, try to come up with your own rules for coloring and create your own pattern.

