

Math 2 Classwork 21

Warm Up

1

Multiplication Quiz. Solve as many as you can in **3 minutes**.

$5 \times 0 =$

$3 \times 5 =$

$6 \times 5 =$

$10 \times 5 =$

$4 \times 3 =$

$4 \times 4 =$

$6 \times 3 =$

$6 \times 2 =$

$6 \times 4 =$

$8 \times 1 =$

$8 \times 10 =$

$8 \times 5 =$

$2 \times 7 =$

$2 \times 9 =$

$2 \times 6 =$

$9 \times 100 =$

$9 \times 5 =$

$9 \times 3 =$

$7 \times 6 =$

$8 \times 7 =$

$7 \times 7 =$

2

Simplify and solve for x:

$x - 6 + 1 = 4$

$x = \underline{\hspace{2cm}}$

$x = \underline{\hspace{1cm}}$

$x + 11 - (2 + 6) = 14$

$x = \underline{\hspace{2cm}}$

$x = \underline{\hspace{1cm}}$

$x + 14 - (9 + 2) = 12$

$x = \underline{\hspace{2cm}}$

$x = \underline{\hspace{1cm}}$

$x - 6 + 8 - 4 + 12 = 20$

$x = \underline{\hspace{2cm}}$

$x = \underline{\hspace{1cm}}$

3

Calculate:

$2 \text{ cm}^2 + 5 \text{ cm}^2 = \underline{\hspace{1cm}} \text{ cm}^2$

$15 \text{ cm}^2 - 7 \text{ cm}^2 = \underline{\hspace{1cm}} \text{ cm}^2$

$500 \text{ cm}^2 + 1 \text{ dm}^2 = \underline{\hspace{1cm}} \text{ cm}^2$

$3 \text{ dm}^2 - 2 \text{ dm}^2 = \underline{\hspace{1cm}} \text{ dm}^2$

$11 \text{ dm}^2 + 7 \text{ dm}^2 = \underline{\hspace{1cm}} \text{ dm}^2$

$500 \text{ cm}^2 + 1 \text{ dm}^2 = \underline{\hspace{1cm}} \text{ dm}^2$

Homework Review

4

There are N pencils in the red box and M pencils in the white box. Masha took a pencils from the red box. Monty took b pencils from the white box. Explain the meaning of the following expressions.

a) $N + M$ _____

c) $M - b$ _____

b) $N - a$ _____

d) $a + b$ _____

5

a) Find the perimeter and area of the rectangle with the sides 6 cm and 8 cm. Specify the correct units.

P = _____

A = _____

b) Find the perimeter and area of the rectangle with the sides 4 cm and 7 cm.

P = _____

A = _____

c) One side of the rectangle $POMG$ is 6 cm. Its area is 54 cm^2 . What is the other side of the rectangle? _____

d) The side of SW rectangle $SWVR$ is 6 cm. Its area is 42 cm^2 . What is the other side (WV) of the rectangle? _____

New Material

Multiplication 2 digit numbers by 1 digit numbers without regrouping.

One – Digit – One – Line method (using the column form)

The column form is the most common way to solve 2-digit by 1-digit multiplication problems. This is

also called the standard method. **First**, arrange the numbers in column form. $\begin{array}{r} 21 \\ \times 5 \\ \hline \end{array}$

Write the **2-digit** number at the top, and the 1-digit number at the bottom. Also, remember to align the

place values correctly. $\begin{array}{r} 21 \\ \times 5 \\ \hline 5 \end{array}$

Then start multiplying with the numbers on the right. $5 \times 1 = 5$ $\begin{array}{r} 21 \\ \times 5 \\ \hline 5 \end{array}$

We write 5 in the ones place:

Next, we multiply $5 \times 2 = 10$

Last, we write 10 before 5: $\begin{array}{r} 21 \\ \times 5 \\ \hline 105 \end{array}$

Our answer is 105! In this simple case, we can check our answer by performing an addition: $21 + 21 + 21 + 21 + 21 = 105$.

Multiplying with regrouping.

$8 \times 97 = ?$

Explain each step

$$\begin{array}{r} 97 \\ \times 8 \\ \hline \end{array}$$

$$\begin{array}{r} 5 \\ 97 \\ \times 8 \\ \hline 6 \end{array}$$

$$\begin{array}{r} 5 \\ 97 \\ \times 8 \\ \hline 6 \end{array}$$

$$\begin{array}{r} 72+5 \\ 97 \\ \times 8 \\ \hline 6 \end{array}$$

$$\begin{array}{r} 72+5 \\ 97 \\ \times 8 \\ \hline 776 \end{array}$$


Calculate:

6

$19 \times 5 =$

$47 \times 4 =$

$63 \times 6 =$

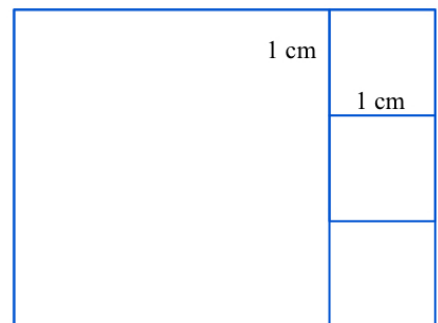


REVIEW I

7

The rectangle consists of the squares. The side of the small square is 1 cm.

Find a perimeter of the rectangle.



8 Find the greatest missing number so that an inequality will still be correct.

$6 \times \underline{\quad} < 45$

$7 \times \underline{\quad} < 40 - 5$

$27 + 8 > 6 \times \underline{\quad}$

$\underline{\quad} \times 9 < 32$

$\underline{\quad} \times 5 < 4 \times 7$

$8 \times \underline{\quad} < 20 + 27$

9 Find ONLY the last digit of the product:

$45321 \times 423 \underline{\quad}$

$87325 \times 938162 \underline{\quad}$

$93824 \times 156832 \underline{\quad}$

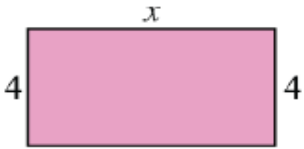
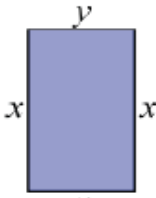
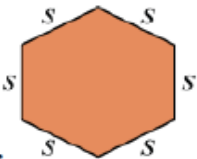
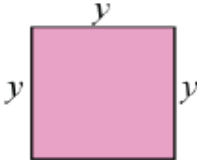
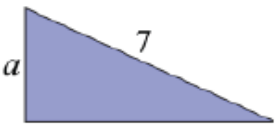
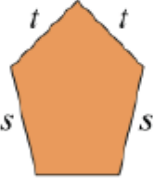
$73815 \times 38915 \underline{\quad}$

$6783 \times 982713 \underline{\quad}$

$49812 \times 390 \underline{\quad}$

REVIEW II

10 Write the expression for the perimeter of each shape in the simplified form.

<p>a.</p> 	<p>b.</p> 
<p>c.</p> 	<p>d.</p> 
<p>e.</p> 	<p>f.</p> 

11 Solve the following word problems:

a) One side of a rectangle is 5 dm. What is its other side if the area of the rectangle is 30 dm²? _____

30 dm²

b) One side of a rectangle is *a* cm. Another side is 4 cm. What is the area of the rectangle? _____

_____ cm²

c) The area of a rectangle is 24 m². What is the width of the rectangle if its length is 8 m?

24 m²

Did you know ...

Importance of measuring area.

When building a table, putting a picture on the wall, taking some cough mixture, timing a race, and so on, we need to make measurements. Measurement answers questions such as: how big, how long, how deep, how heavy? We buy material by the meter and drive some kilometers. We state the floor space of a building in square meters, measure medicine in cubic centimeters or milliliters, and buy milk by the liter or gallons. To pave a garden, we need to know the area of the space to be paved, and when filling a pool, we need to know the volume of water required. Thus, measuring and calculating areas and volumes are two of the most basic mathematical skills required in everyday life.

Accurate measurement is essential in engineering, physics, and all branches of science. For example, astronomers need to measure time with extremely high accuracy since astronomical information is recorded from various parts of the earth. The data needs to be superimposed to obtain a complete picture. Scientific theory always requires experiment and testing, and this often involves making very careful measurements, often at very small or huge orders of magnitude.

The origin of the word **area** is from **'area' in Latin**, meaning a vacant piece of level ground.

Some of the first known writings about the area came from Mesopotamia. The Mesopotamians developed the concept to deal with the size of fields and properties:

The concept of the area had many practical applications in the ancient world and past centuries:

- The architects of the pyramids at Giza, which were built about 2,500 B.C., knew how large to make each triangular side of the structures by using the formula for finding the area of a two-dimensional triangle.
- The Chinese knew how to calculate the area of many different two-dimensional shapes by about 100 B.C.
- Johannes Kepler, who lived from 1571 to 1630, measured the area of sections of the orbits of the planets as they circled the sun using formulas for calculating the area of an oval or circle.
- Sir Isaac Newton used the concept of area to develop calculus.

Among the inscribed clay tablets from Old Babylonia (ca. 1800-1600 BCE in what is now Iraq) in the Yale Babylonian Collection (YBC) are some informative mathematical finds. YBC 7290, shown above, contains a student scribe's exercise in which he (scribes were male) recorded the area of a designated trapezoid.

