

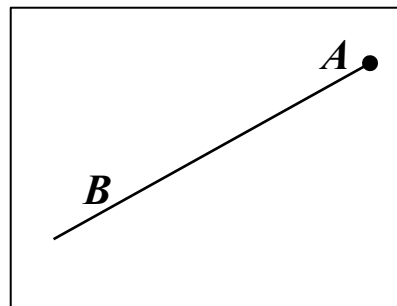
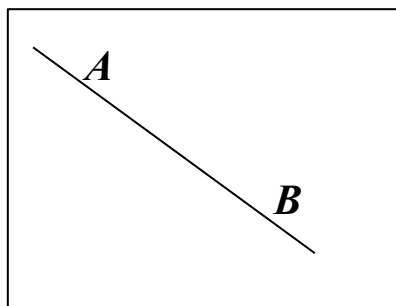
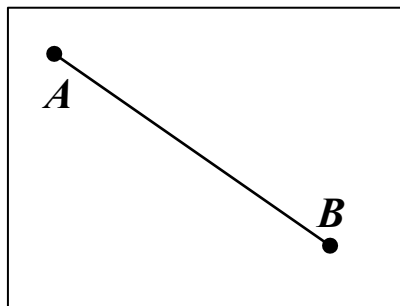
1

Connect the names with the appropriate drawings.

Straight line  $\overleftrightarrow{AB}$

Segment  
 $\overline{AB}$

Ray  $\overrightarrow{AB}$



2

Two small boxes have the same amount of balls. One big box has as many balls as the other two together. Write an equation to show how many balls are in the big box.



L balls



L balls



X balls

---



---

3

Find the view from the top, which will match the pyramid on the left.



## HW 4

### Number sequences. Basic objects of geometry.

4

Fill in the “homes” for numbers 11, 12, 13, 14, 15, 16, 17, and 18. Use **only one digit** numbers.

11	12	13	14	15	16	17	18
2 9							
				9 6			
6 5							

5

Regroup where necessary and find the results for each expression without calculations:

$$12 + 8 - 12 = \underline{\quad}$$

$$29 + 54 - 29 - 54 = \underline{\quad}$$

$$49 - 11 + 11 - 49 = \underline{\quad}$$

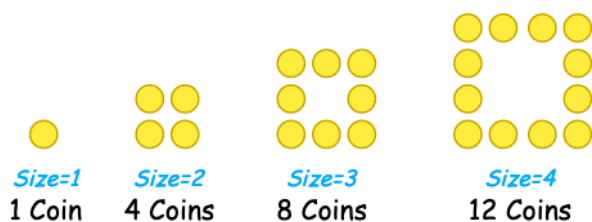
$$47 + 47 + 81 - 81 - 47 + 49 - 49 = \underline{\quad}$$

$$45 - 38 + 38 = \underline{\quad}$$

$$28 + 69 - 69 - 17 + 17 + 53 - 53 = \underline{\quad}$$

6

Patterns. We did one such pattern in the class. Here is another example:



How many coins do you need for Size=5?

Take coins and make a diagram on your table and then draw the picture here.

## HW 4

## Number sequences. Basic objects of geometry.

7

Now try and make your own patterns!


8

Solve for  $x$ :

$$x - 9 = 4$$

$$25 + x = 40$$

$$63 - x = 27$$



9

Draw a line segment  $\overline{AB}$ , place a point C in between points A and B. Write down the name of each line segment you get. Place another point D between points A and C. Name all line segments you get.

A •

• B

10

Challenge yourself! Without lifting up your pencil connect 9 points with 4 straight line segments. Practice on the separate piece of paper first!

