

Lesson 16. Homework.

1 Address. Look at the example and write the addresses in numbers.

5
4
3
2
1

1 2 3 4 5

2 Add and subtract.

$$80 + 10 - 30 =$$

$$70 - 50 + 40 - 30 =$$

$$10 + 40 + 30 - 70 =$$

$$40 - 20 + 60 =$$

$$60 - 30 - 20 + 50 =$$

$$50 - 10 - 30 + 60 =$$

3 Insert an appropriate sign (+ or -).

$$20 * 30 * 10 = 40$$

$$60 * 20 * 30 = 10$$

$$70 * 20 * 40 = 50$$

$$20 * 30 * 10 = 60$$

$$80 * 10 * 40 = 50$$

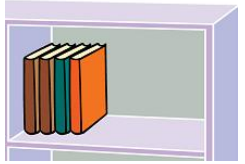
$$90 * 20 * 30 = 40$$

$$60 * 30 * 70 = 20$$

$$80 * 10 * 90 = 0$$

$$10 * 70 * 30 = 50$$

4 Solve the problems.



1. In a library, there are 7 books on the first shelf. There are 9 books on the second. How many books are on two shelves together?

1) _____

2. There are 18 books on the first shelf. There are 8 books on the second. How many more books the first shelf holds?

1) _____



3. There are 9 books on the first shelf. This is 3 books less than on the second. How many books are on the second shelf?

1) _____

4. There are 12 books on the first shelf. Second shelf holds 6 books less. How many books are on two shelves together?

1) _____

2) _____

5. There were 14 books on a shelf. Children took 4 books from the shelf and then a librarian put 7 books back on the shelf. How many books are on the shelf? How many more books are now on the shelf than were before?

1) _____

2) _____

6. Children took 3 books from the first shelf and 2 books from the second. After that there were 10 books left. How many books were on both shelves together in the beginning?



1) _____

7. There were 18 books on two shelves. Children took 8 books from the first shelf and 5 books from the second. How many books are left on the shelves?

1) _____

5 Present as tens and ones:

$$72 = \square \text{ t} + \square \text{ o} = \underline{70} + 2$$

$$61 = \square \text{ t} + \square \text{ o} = \underline{\hspace{2cm}}$$

$$28 = \square \text{ t} + \square \text{ o} = \underline{\hspace{2cm}}$$

$$48 = \square \text{ t} + \square \text{ o} = \underline{\hspace{2cm}}$$

$$95 = \square \text{ t} + \square \text{ o} = \underline{\hspace{2cm}}$$

$$22 = \square \text{ t} + \square \text{ o} = \underline{\hspace{2cm}}$$

6 Subtract.

$14 - 7 =$

$15 - 7 =$

$14 - 8 =$

$15 - 6 =$

$12 - 8 =$

$11 - 3 =$

$17 - 9 =$

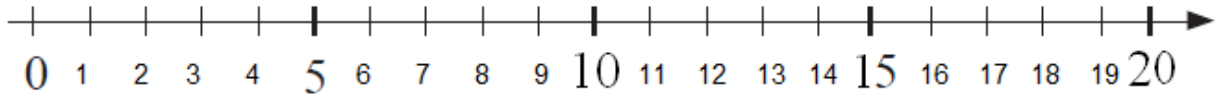
$13 - 7 =$

$18 - 9 =$

$16 - 9 =$

$13 - 4 =$

$17 - 8 =$



7 Solve the equations for **X**.

$9 + X = 14$

$16 - X = 12$

$X - 30 = 40$

$X =$

$X =$

$X =$

$X =$

$X =$

$X =$

Check:

Check:

Check:

$X - 5 = 11$

$X - 20 = 70$

$X - 9 = 9$

$X =$

$X =$

$X =$

$X =$

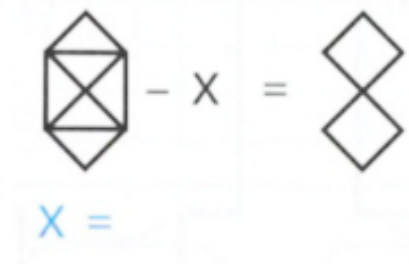
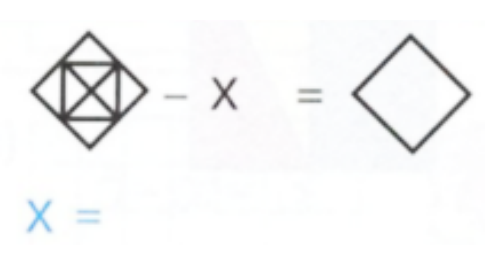
$X =$

$X =$

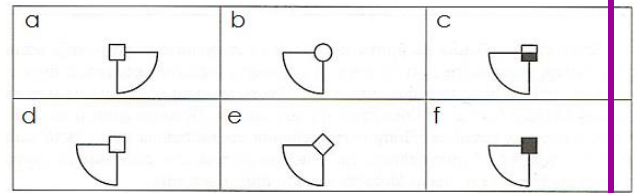
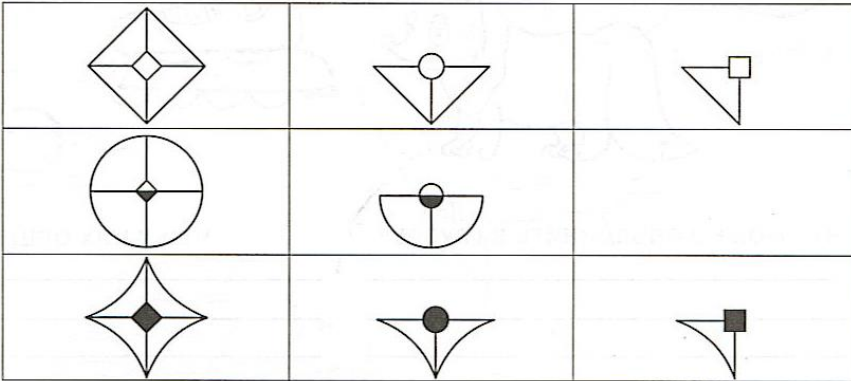
Check:

Check:

Check:




7 Figure out the rule and fill the empty cells.



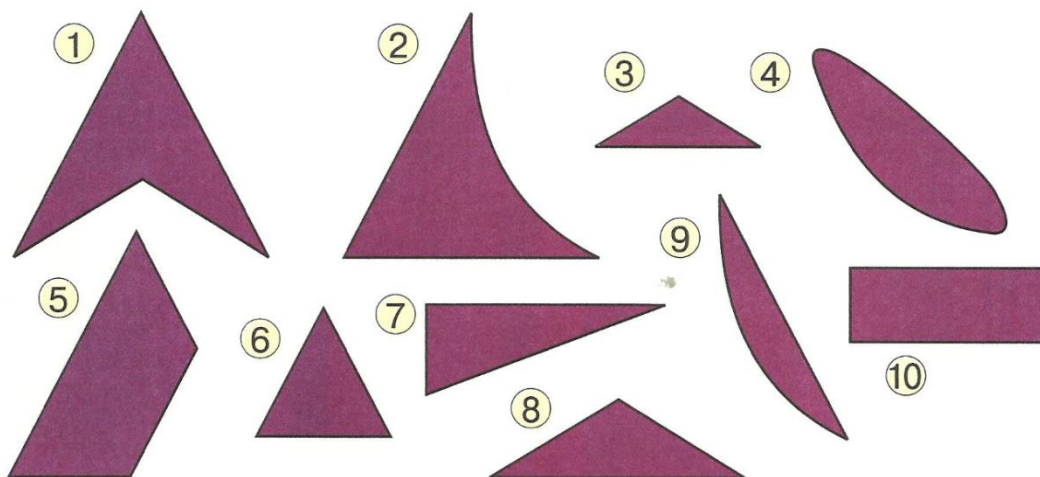
8

A square piece of paper was folded down the middle twice. Then a small piece was cut out. Identify the correct piece that was left after cutting.



9

Connect the pairs of figures that could make a big triangle.



You can use a cutout.

