
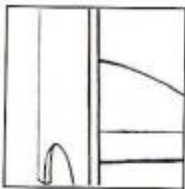


Homework#18

It's a cold day outside and a boy named Steven is a bit sick. He decided to stay indoors and read a book.

Write picture's "addresses" in the circles.

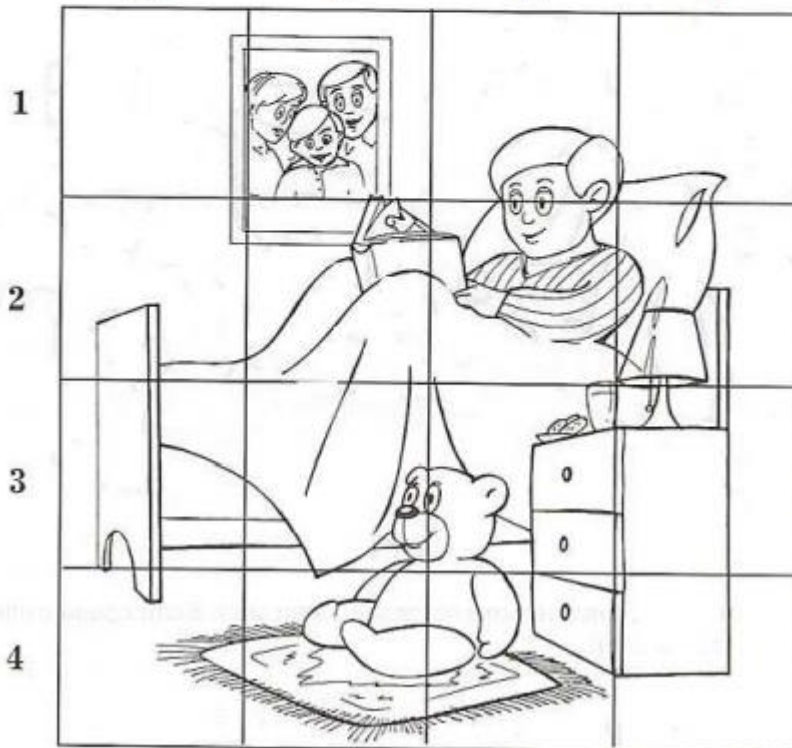


A

B

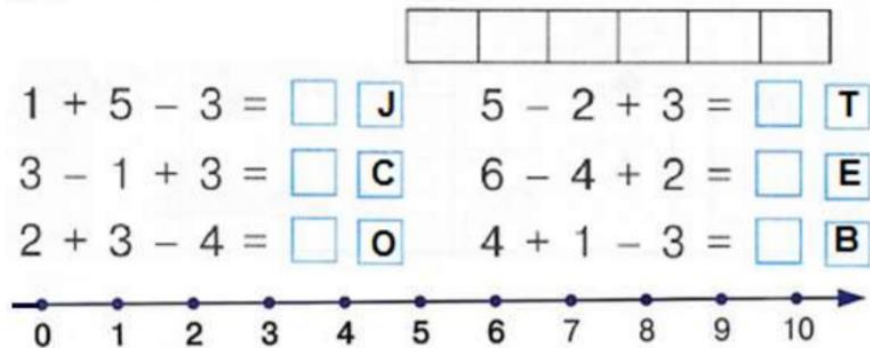
C

D



While reading a book, he came across a secret keyword. Can you help him

Decode a word. Put letters according to their numerical order.



Next, let us draw the object – our clue according to the instructions. Ask you parent to read directions. Take a pencil and follow the instruction to draw a picture of this object. Start o top in the middle.


2 squares to the Right, 1 square down, 1 square to the Right

1 square down, 1 square to the Right, 1 down, 1 square to the Right

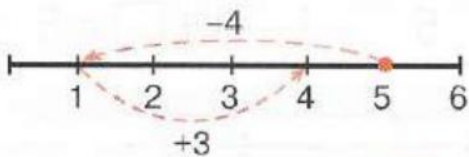
2 squares down, 3 squares to the Left, 4 square down, 2 squares to the Left, 4 squares up

3 squares to the Left, 2 squares up, 1 square to the Right, 1 square up

1 square to the Right, 1 square up, 1 square to the Right, 1 square up



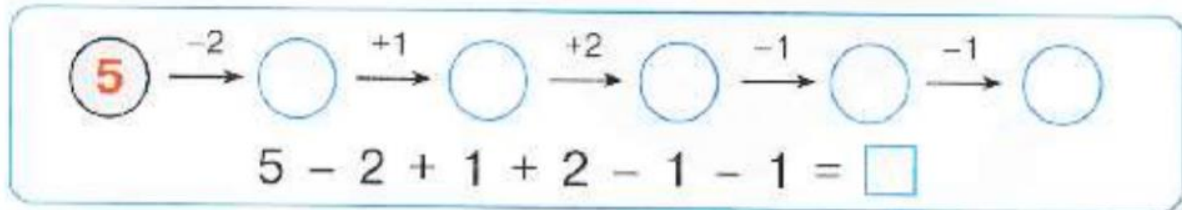
Steven realized that object he just drew remind him of his favorite game of Minecraft. Look at the number lines below and solve the problems.



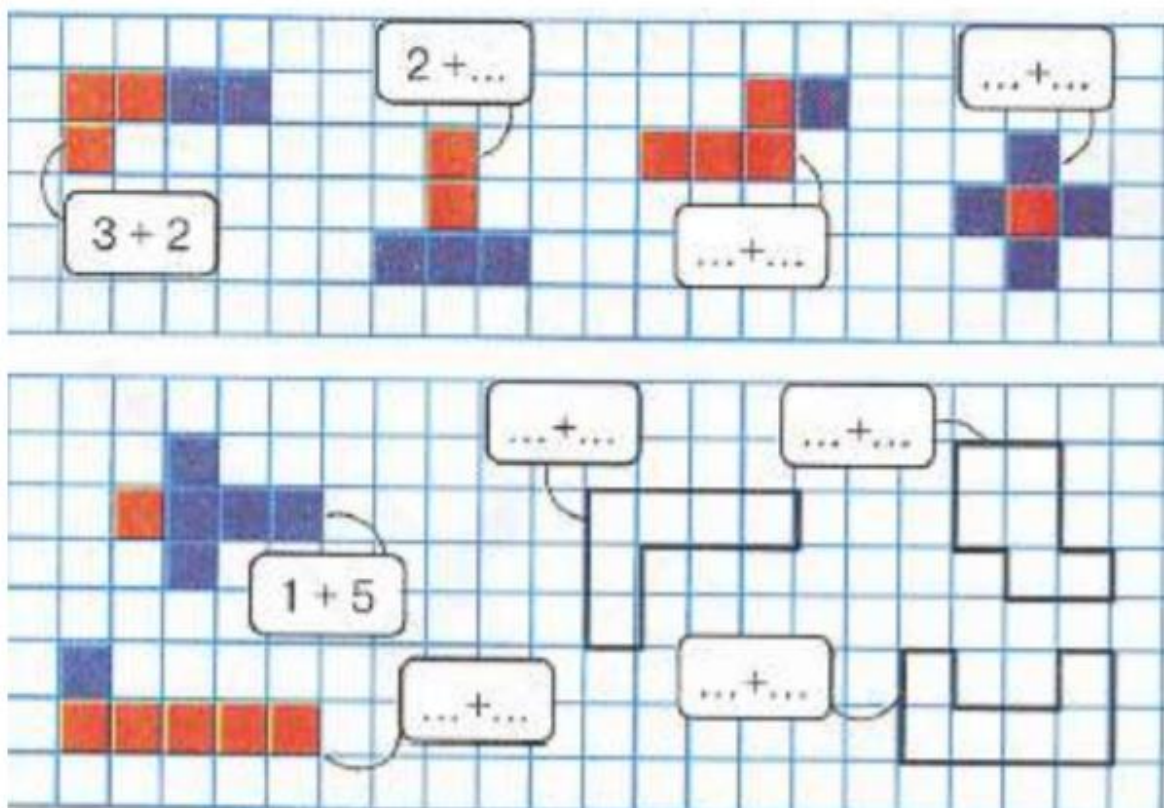
$$5 - 4 + 3 = \square$$



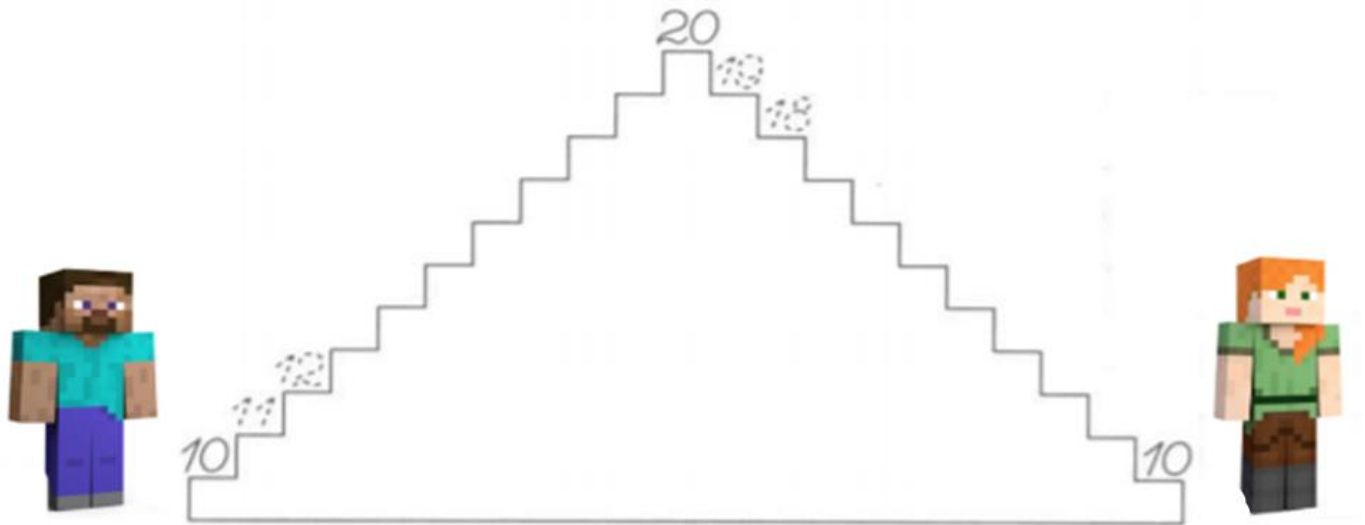
$$3 + 2 - 4 = \square$$




Then Steven decided to draw new objects for the Minecraft using 2 colors. Please help him to finish the expression and perhaps even color the blank shapes in two colors.



Steven likes Minecraft also because one of his characters also named Steve, and another character is Lisa. Minecraft Steve and Lisa are racing against each other...Whoever will trace each number and get to the top with number 20 first is going to get a special prize.



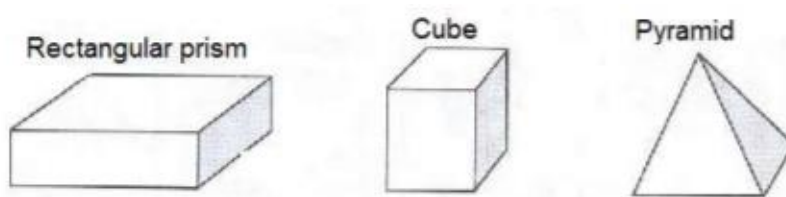
Big part of Minecraft is building houses. Can you guess who won the prize? The winner is Lisa, and she is going to build tall building. Each floor in this building has tiles that need to be added up to 9.



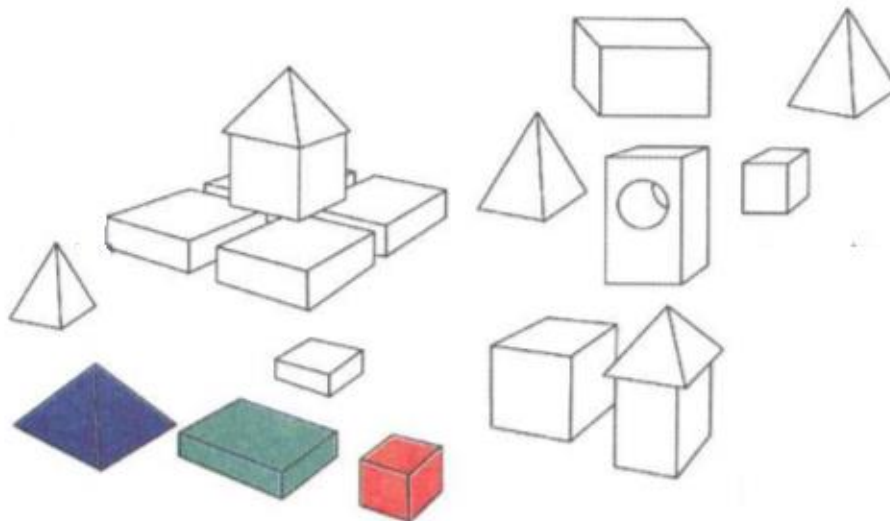
Now it is time to decorate the main wall with shapes. Color all the shapes, but please make a circle on top of the other shapes and color it in red.



We are all set. Its time to plan future Minecraft developments. We need to first build 3D house models out of 3D shapes below and then color them according to the instructions.



Find and color in all the pyramids - blue, rectangular prisms- green, cubes - red.



Trace.

