

MATH 8: HANDOUT 15

GEOMETRY IV: QUADRILATERALS

SPECIAL QUADRILATERALS

In general, a figure with four sides (and four enclosed angles) is called a quadrilateral; by convention, their vertices are labeled in order going around the perimeter (so, for example, in quadrilateral $ABCD$, vertex A is opposite vertex C). Among all quadrilaterals, there are some that have special properties. In this section, we discuss three such types.

Definition 1. A quadrilateral is called

- a parallelogram, if both pairs of opposite sides are parallel
- a rhombus, if all four sides have the same length
- a trapezoid, if one pair of opposite sides are parallel (these sides are called bases) and the other pair is not.

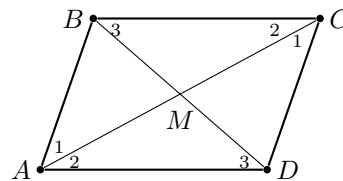
These quadrilaterals have a number of useful properties.

Theorem 17. Let $ABCD$ be a parallelogram. Then

- $AB = DC$, $AD = BC$
- $m\angle A = m\angle C$, $m\angle B = m\angle D$
- The intersection point M of diagonals AC and BD bisects each of them.

Proof. Consider triangles $\triangle ABC$ and $\triangle CDA$ (pay attention to the order of vertices!). By Axiom 4 (alternate interior angles), angles $\angle CAB$ and $\angle ACD$ are equal (they are marked by 1 in the figure); similarly, angles $\angle BCA$ and $\angle DAC$ are equal (they are marked by 2 in the figure). Thus, by ASA, $\triangle ABC \cong \triangle CDA$. Therefore, $AB = DC$, $AD = BC$, and $m\angle B = m\angle D$. Similarly one proves that $m\angle A = m\angle C$.

Now let us consider triangles $\triangle AMD$ and $\triangle CMB$. In these triangles, angles labeled 2 are congruent (discussed above), and by Axiom 4, angles marked by 3 are also congruent; finally, $AD = BC$ by previous part. Therefore, $\triangle AMD \cong \triangle CMB$ by ASA, so $AM = MC$, $BM = MD$. \square



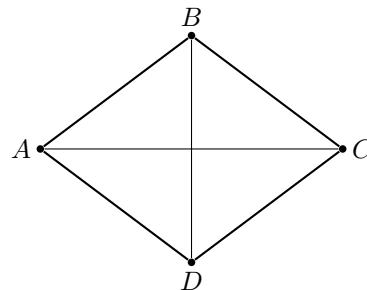
Theorem 18.

1. Let $ABCD$ be a quadrilateral such that opposite sides are equal: $AB = DC$, $AD = BC$. Then $ABCD$ is a parallelogram.
2. Let $ABCD$ be a quadrilateral such $AB = DC$, and $\overline{AB} \parallel \overline{DC}$. Then $ABCD$ is a parallelogram.

Proof of the first part is left to you as an exercise (see homework problem 3); proof of the second part is similar.

Theorem 19. Let $ABCD$ be a rhombus. Then it is a parallelogram; in particular, the intersection point of diagonals is the midpoint for each of them. Moreover, the diagonals are perpendicular.

Proof. Since the opposite sides of a rhombus are equal, it follows from Theorem 18 that the rhombus is a parallelogram, and thus the diagonals bisect each other. Let M be the intersection point of the diagonals; since triangle $\triangle ABC$ is isosceles, and BM is a median, by Theorem 10 in Handout 14, it is also the altitude. \square

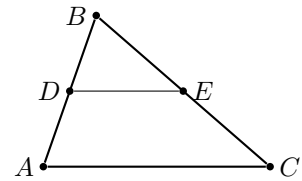


MIDLINE OF A TRIANGLE AND TRAPEZOID

Definition 2. A midline of a triangle $\triangle ABC$ is the segment connecting midpoints of two sides.

Theorem 20. If DE is the midline of $\triangle ABC$, then $DE = \frac{1}{2}AC$, and $\overline{DE} \parallel \overline{AC}$.

The proof of this theorem is also given as a homework; it is not very easy.

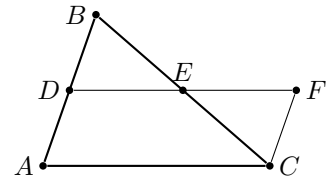


HOMEWORK

- Let $ABCD$ be a rectangle (i.e., all angles have measure 90°). Show that then, opposite sides are equal.
- (a) Prove that in a rectangle, diagonals are equal length.
(b) Prove that conversely, if $ABCD$ is a parallelogram such that $AC = BD$, then it is a rectangle.
- Prove part 1 of Theorem 18.
- Prove that if in a quadrilateral $ABCD$ we have $AD = BC$, and $\overline{AD} \parallel \overline{BC}$, then $ABCD$ is a parallelogram.
- Prove Theorem 20 by completing the steps below.

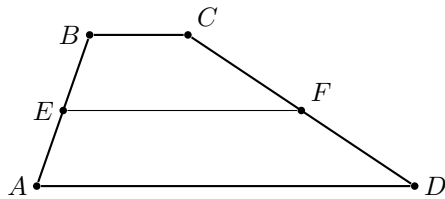
Continue line DE and mark on it point F such that $DE = EF$.

- Prove that $\triangle DEB \cong \triangle FEC$
- Prove that $ADFC$ is a parallelogram (hint: use alternate interior angles!)
- Prove that $DE = \frac{1}{2}AC$

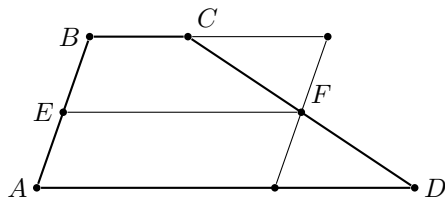


- Let $ABCD$ be a trapezoid, with bases AD and BC , and let E, F be midpoints of sides AB, CD respectively.

Prove that then $\overline{EF} \parallel \overline{AB}$, and $EF = (AD + BC)/2$.



[Hint: draw through point F a line parallel to AB , as shown in the figure below. Prove that this gives a parallelogram, in which points E, F are midpoints of opposite sides.]



- Do the following straight-edge and compass constructions: we will talk more about them next class. In all cases, you have to not only describe the construction, but also prove why it gives the correct answer.
 - Given an interval AB construct its midpoint M .
 - Given a line l and a point P not on l , construct the perpendicular to l through P (hint: can you construct an isosceles triangle with base on line l and apex at P ?)
 - Given an angle $\angle ABC$, construct the angle bisector. [Hint: again, construct an isosceles triangle!]