

Homework 20.


1

Calculate according to the example.

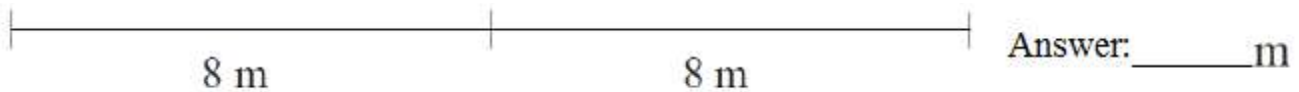
1						
1 4	2 7	1 8	2 5	1 5	2 9	3 3
+ 6	+ 3	+ 2	+ 5	+ 5	+ 1	+ 7
2 0						

2

1. 12 carrots were divided between 2 bunnies equally. How many carrots did each bunny get?



2. Betty threw the ball 8 m. Tom threw it 2 times as far. How many meters did Tom throw the ball?



3. Five boys practicing soccer. Each scored 2 goals. How many goals were there in all?



3

2	5	8	11	14
1	4	7	10	13
3	4	5	6	7
3	6	9	12	15

*Compare the numbers in each row. What do you notice? Find the row that does not belong. What is similar for all of the other rows

4

Roman numerals.

I	V	X	L	C	D	M
1	5	10	50	100	500	1000



Write these numbers in Roman numerals:

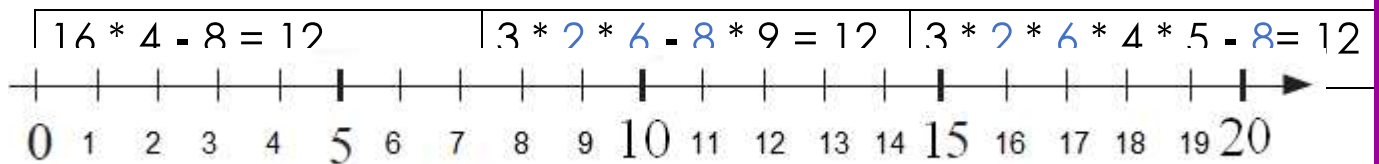
1. 15 = 2. 40 = 3. 92 = 4. 61 =

Add and subtract Roman numerals:

$X + III =$	$XVII - III =$	$LXX + II =$
$LIV - II =$	$XXIX - IX =$	$VIII + VII =$
$XV + V =$	$XXII - I =$	$LXX - X =$

5

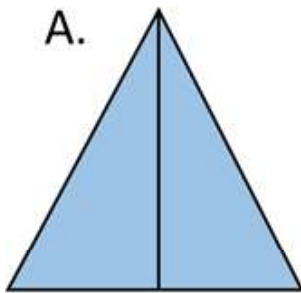
Insert an appropriate sign (+ or -).



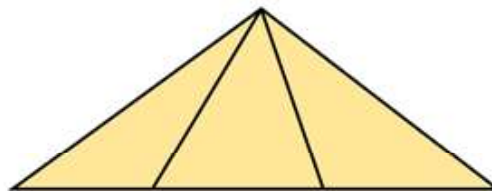
6

How many triangles are there?

A.

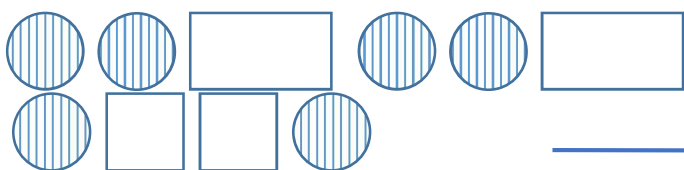


B.



7

Continue the pattern.



8 Solve.

a) During the lesson Betty gave the right answer 5 times, and Fiona 2 times less than Betty. How many answers did Fiona give? How many did Betty and Fiona give together?

b) Tom spent 30 minutes doing his homework. That was 10 minutes less than James. Who completed his homework quicker – Tom or James? How many minutes did James spend?

c) Peter solved 15 problems, and Brandon 4 problems less than Peter. How many problems did they solve together?

d) James broke 4 pencils during the lesson, and Tom broke 2 pencils less. How many pencils did the boys break together?

e) Peter memorized 12 multiplication facts, which is 2 more than James. How many multiplication facts did James learn?

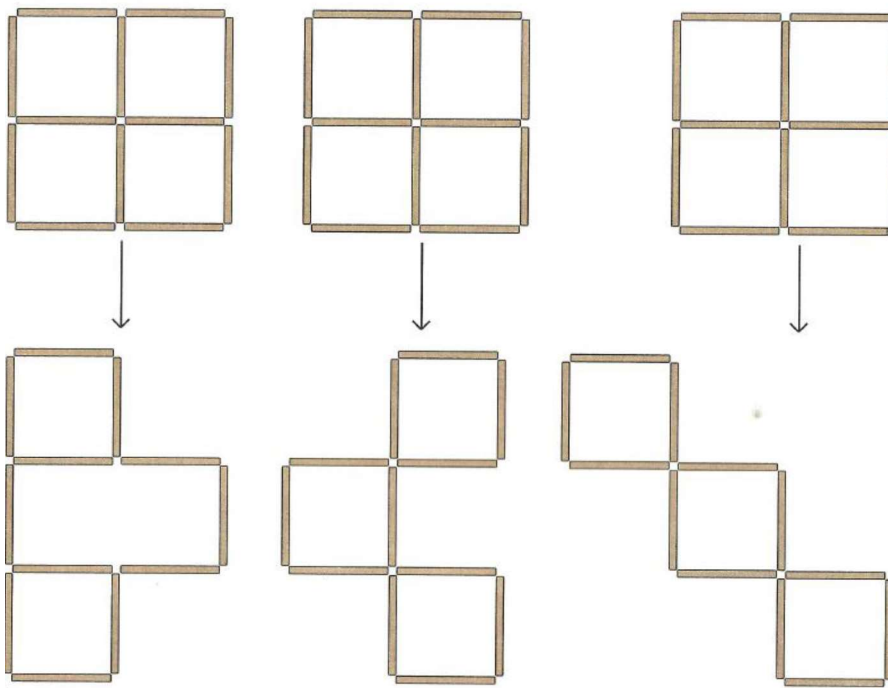


9

Calculate according to the example.

11

We made a square out of sticks. Show which sticks we have to move to make the new figure at the bottom. Try this with real sticks or matches.



12

Cut out the squares below and cut them into tangram pieces as shown. Using parts of the square make the pictures below (a knight) and glue them to the piece of construction paper.

