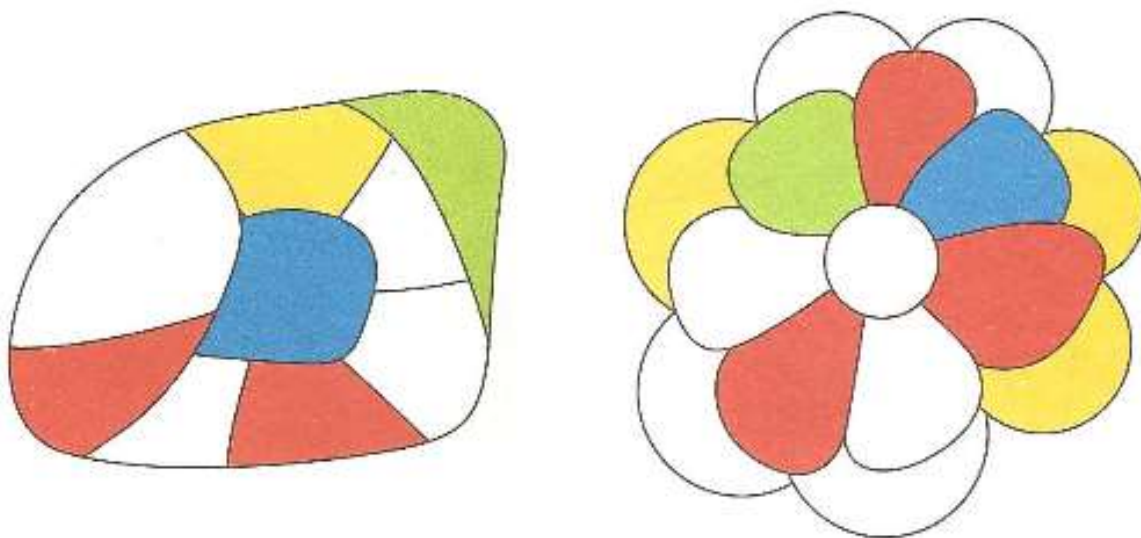



Homework 23.

Problem 1. Using only the colors that you see in the pictures, color the neighboring areas. Make sure the neighboring areas are not colored in the same color.

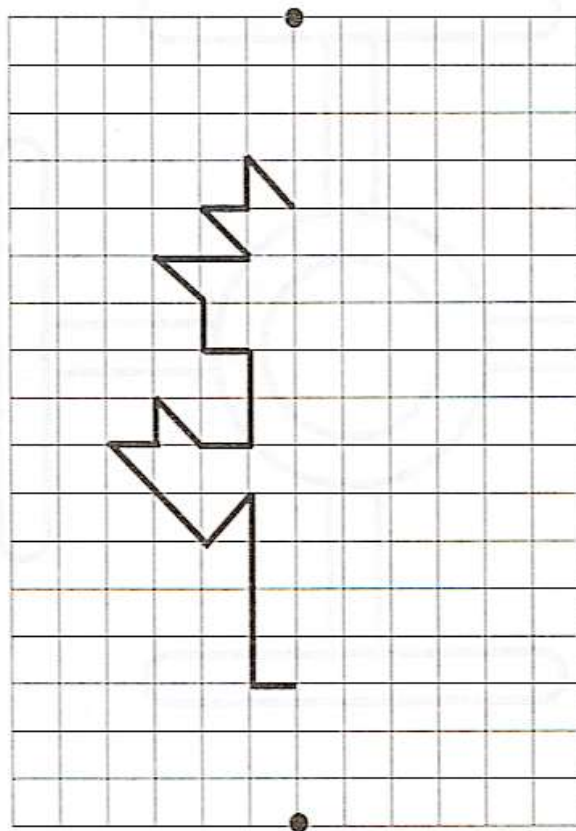


Problem 2. Help solve the problem. Figure out what numbers need to be added in the blanks to get 10 on the boats.



Problem 3.

This is a flower, but the artist didn't finish drawing it. Please help complete the drawing. Remember, that at first, you need to connect two dots to see the magic symmetry line that splits this object into two equal half's.

**Problem 4.** Solve. Fill in the blank boxes.

	2		4	5			8
--	---	--	---	---	--	--	---

	7		5	4		2	1
--	---	--	---	---	--	---	---

$4 + 2 = \square$

$8 - 1 = \square$

$6 - 5 = \square$

$4 + 3 = \square$

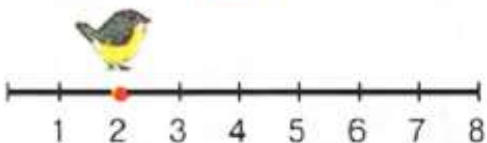
$8 - 2 = \square$

$7 - 5 = \square$

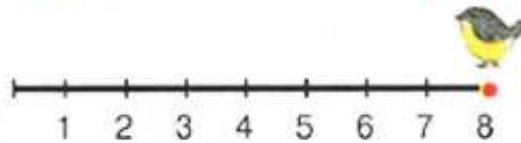
$4 + 4 = \square$

$8 - 3 = \square$

$8 - 5 = \square$



$2 + 3 + 3 = \square$



$8 - 4 + 3 = \square$

Problem 5. Place “+” or “-” signs instead of a star to get the correct result.

$6 * 4 * 1 = 3$

$8 * 2 * 1 = 7$

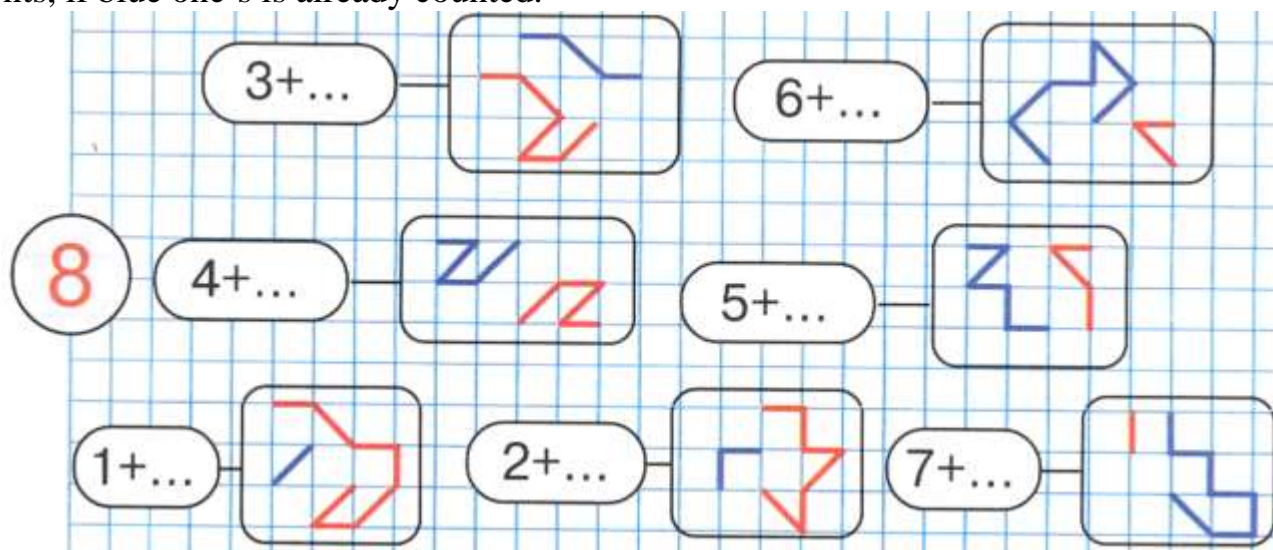
$2 * 4 * 2 = 8$

$2 * 1 * 5 = 8$

$3 * 5 * 4 = 4$

$7 * 1 * 6 = 2$

Problem 6. Finish the number expressions in the ovals and solve them. Hint: count red segments, if blue one's is already counted.



Solve and compare.

>, <, =

$8 \square 6$	$3 - 2 \square 4$	$8 - 4 \square 4 + 3$
$4 \square 8$	$5 + 3 \square 7$	$7 + 1 \square 2 + 6$

Solve.



$8 - \square - \square = \square$

$1 + 2 + 5 = \square$

$5 - 4 + 6 = \square$

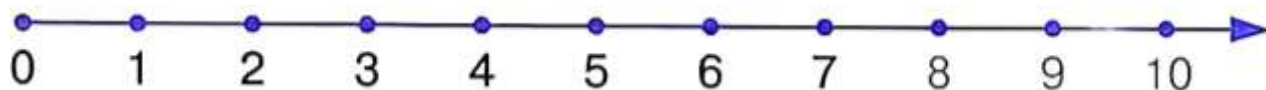
$2 + 1 + 4 = \square$

$2 + 6 - 3 = \square$

$8 - 2 - 4 = \square$

$7 - 6 + 5 = \square$

$8 - 7 + 3 = \square$



Problem 7. Every sign below has a number value from 1 to 9. Can you figure out what number each sign represents? Solve.

$$\boxed{\text{Sailboat}} = 1$$

$$\boxed{\text{Sailboat}} \ 1 \ + \ \boxed{\text{Sailboat}} \ _? _ = \boxed{\text{Runner}} \ ?$$

$$\boxed{\text{Runner}} \ + \ \boxed{\text{Runner}} \ = \boxed{\text{Jumper}}$$

$$\boxed{\text{Jumper}} \ - \ \boxed{\text{Sailboat}} \ = \boxed{\text{Archery}}$$

$$\boxed{\text{Archery}} \ + \ \boxed{\text{Runner}} \ = \boxed{\text{Weightlifter}}$$

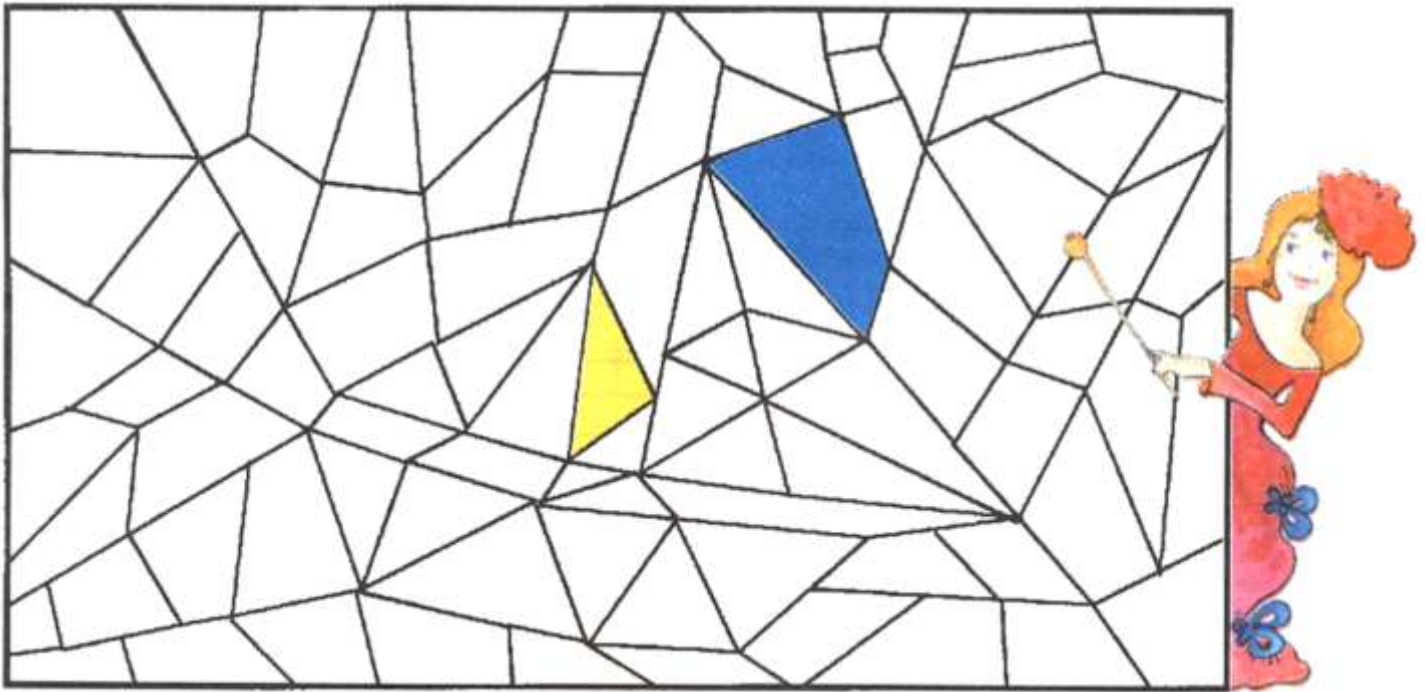
$$\boxed{\text{Archery}} \ + \ \boxed{\text{Archery}} \ = \boxed{\text{Skier}}$$

$$\boxed{\text{Weightlifter}} \ + \ \boxed{\text{Runner}} \ = \boxed{\text{Ski Jumper}}$$

$$\boxed{\text{Ski Jumper}} \ + \ \boxed{\text{Runner}} \ = \boxed{\text{Horse}}$$

$$\boxed{\text{Horse}} \ - \ \boxed{\text{Sailboat}} \ = \boxed{\text{Cyclist}}$$

Problem 8. Color in all triangles- yellow and all quadrilaterals - blue.
(Quadrilaterals - 4 sides shape: quad means four, and lateral means side).



Problem 9.

Triangular Fairy Tale.

Once upon a time there was a King named Triangular who lived in his Triangular Kingdom. He was very old and very ill. He was trying to find a cure for his disease but he could not find any doctors nearby who could save his life.

The only hope for cure was to find a doctor from far away. However that doctor could not get to Triangular Kingdom as he lived too far. He could treat the King Triangular on the distance using mail. He asked King to write him a letter and send him a triangular map of his Kingdom. The King was so weak that he could not hold a pencil in his hand and could not draw.

Please help King Triangular to draw his Triangular Kingdom. Please remember that everything in his Triangular Kingdom must be made of triangles.

Bring your triangular maps of the Triangular Kingdom to next class. (You should use rule to draw triangles.)