

## Homework 14

**Problem 1** Add or subtract using the number line.

$8 - 1 =$

$7 - 3 =$

$8 + 2 =$


$10 - 4 =$

$6 + 2 =$

$4 + 4 =$

$9 - 3 =$

$8 - 3 =$



Fill out the blank boxes.

$3 - \square = 1$

$4 - \square = 2$

$\square - 3 = 1$

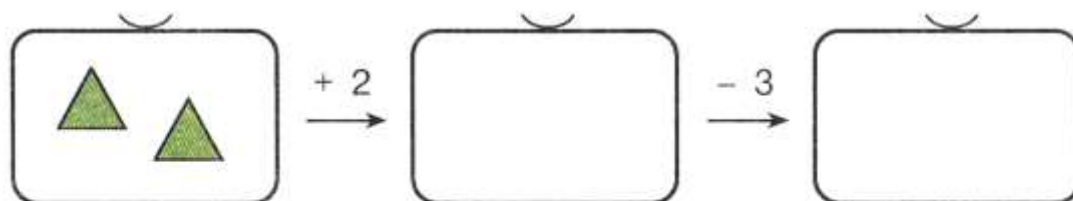
$\square + 2 = 3$

$\square + 2 = 4$

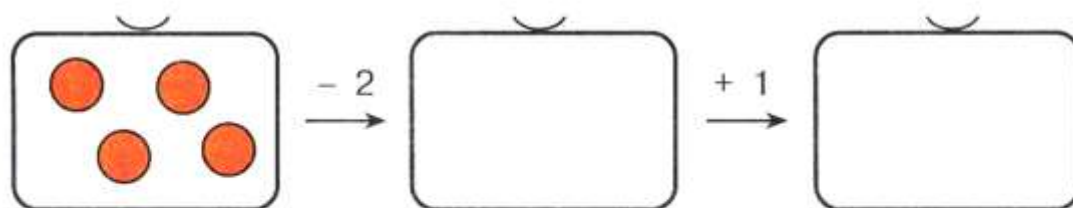
$1 + \square = 4$

## Problem 2

Look at the pictures, fill out the blank boxes (draw) according to the number operation, and solve it.

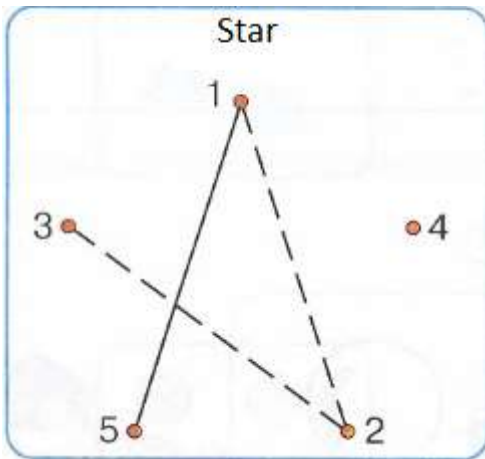


$2 + 2 - 3 = \square$




$4 - \square + \square = \square$

**Problem 3** Continue each pattern.



1		•
2		
3		
4		• • • •
5		

Look at the picture, find regularities, and finish the pattern.



**Problem 4**

Mom poured milk, juice, water into three cups. Milk is in the blue cup, water is in the cup between milk and juice. Find out what cup contains which liquid. Which cup is empty? Mark all the cups.



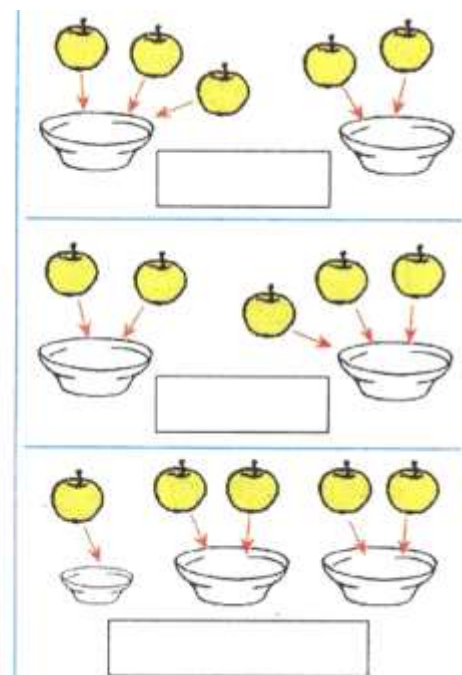
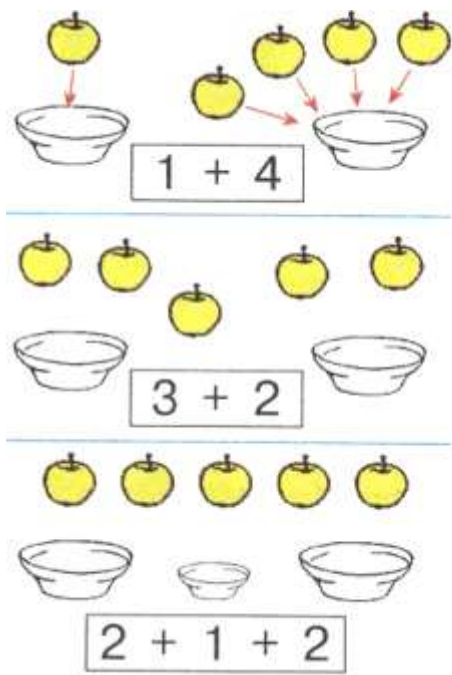
\_\_\_\_\_

\_\_\_\_\_

\_\_\_\_\_

\_\_\_\_\_

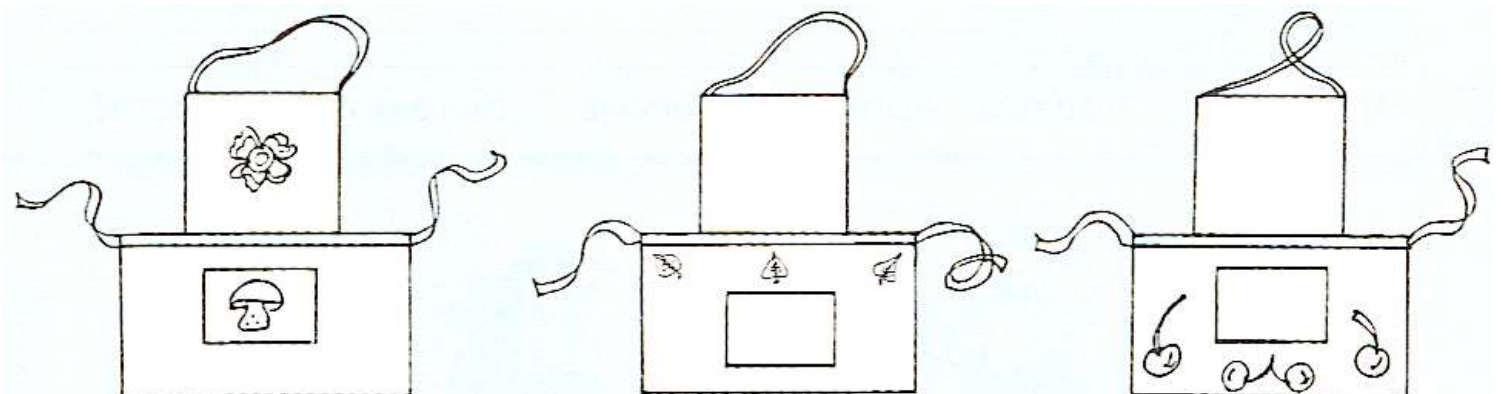
**Problem 5** Create number expressions based on the picture. Record them in the boxes under each picture and don't forget to write the answer.



**Problem 6** Continue the pattern.



**Problem 7** Make the drawings look exactly the same. Complete.



**Problem 8**

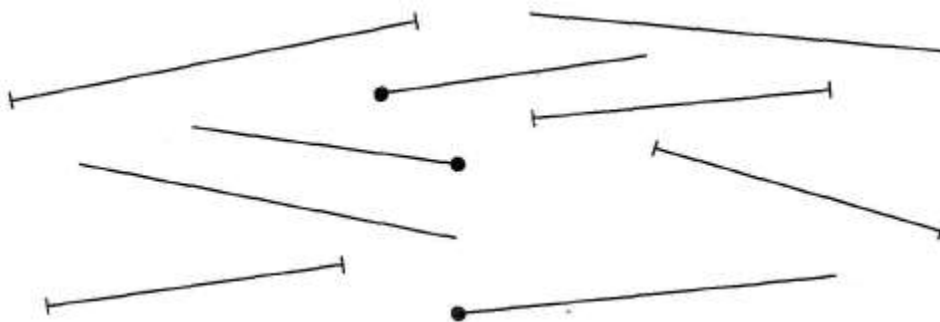
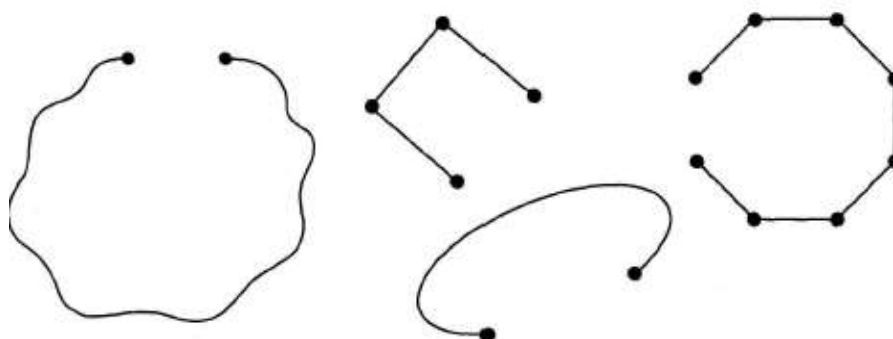
Help the designer draw horizontal lines on the shirt, then draw the vertical lines on the shorts. Then draw slanted lines (diagonal) on the bag.

**Problem 9**

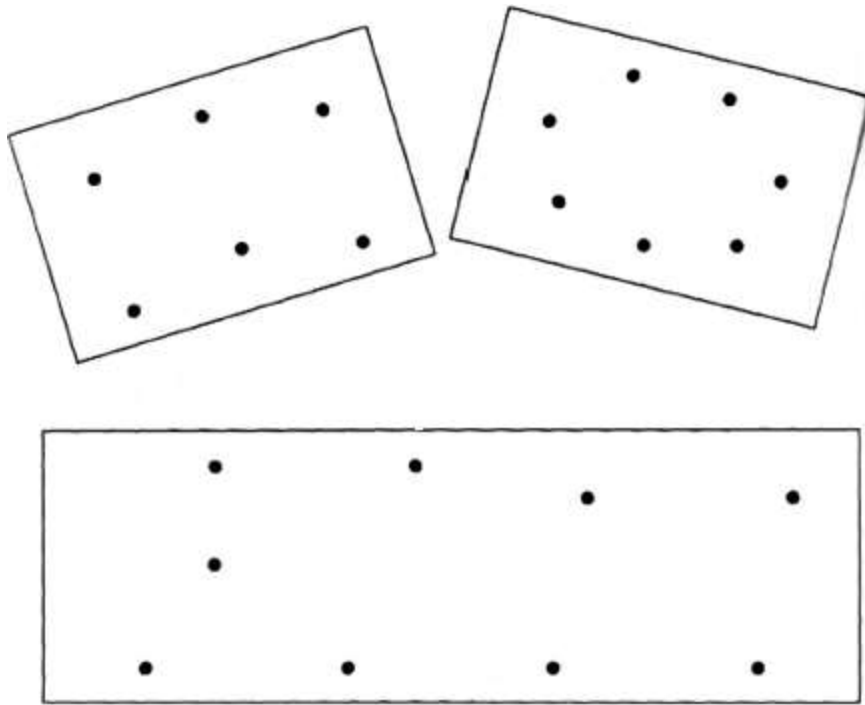
This is a **ray**. Ray has a starting point but does not have an ending point.



Trace all of the rays in red.


**Problem 10** Turn these open shapes in to closed ones.

Connect the dots in the pictures to make them into closed shapes.



**Problem 11** Challenge: Pair up the numbers that can add up to 8.


		<span style="border: 1px solid black; border-radius: 50%; padding: 2px 10px;">8</span>				<span style="border: 1px solid black; border-radius: 50%; padding: 2px 10px;">8</span>			
2	6	3	5	0	6	4	4		
0	4	4	8	5	2	6	3		
1	7	8	0	0	8	7	2		



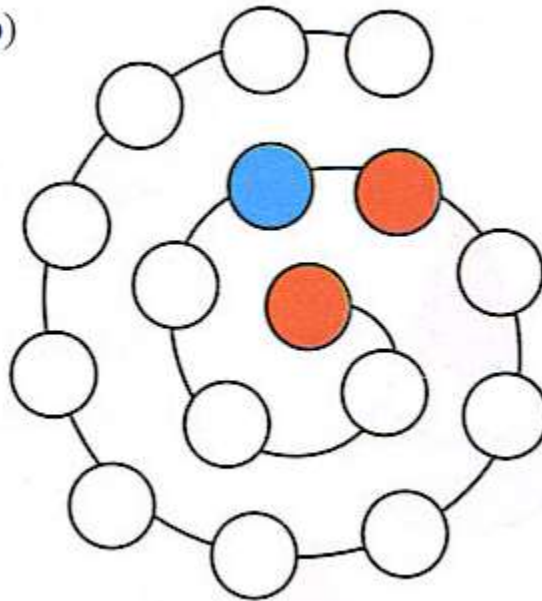
**Problem 12**

Color in the beads following the pattern: the green one follows the red one. There are yellow and brown beads in between the blue and the green beads. The brown bead is in front of the blue one and the red bead follows the blue one.

a)



b)

**Problem 13**

Make it true. Fill out the empty boxes.

$\square < 14$

$\square > 16$

$13 = \square$

$\square < 11$