

Homework 12

Problem 1 Add or subtract using the number line.

$5 - 1 =$

$7 - 2 =$

$8 + 2 =$

$10 - 4 =$

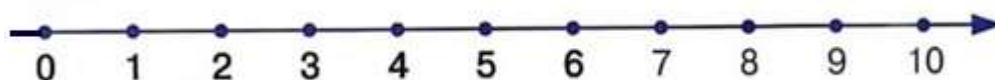
$4 + 2 =$

$3 + 3 =$

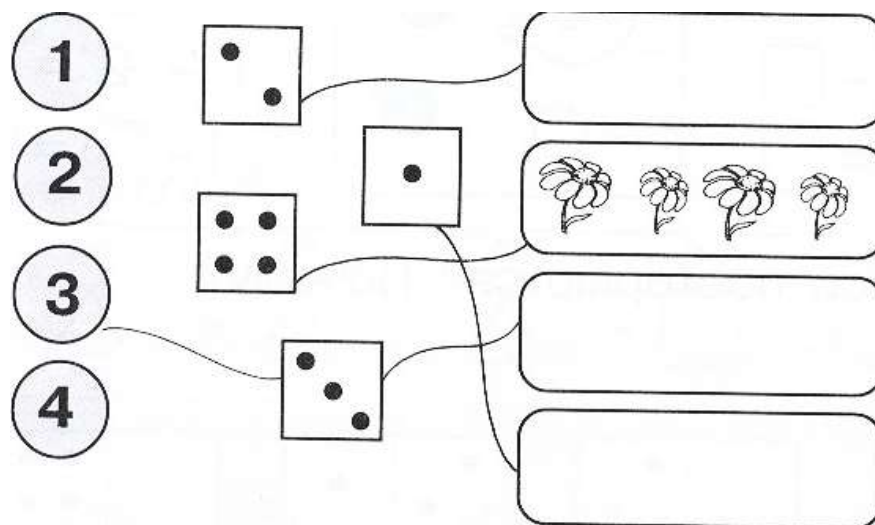
$6 - 3 =$

$8 - 3 =$


$3 - 1 - 1 + 2 - 1 + 1 - 2 + 1 = \square$



Find the pattern and finish the drawing.



Problem 2 Group the geometric figures by shape. Fill out the blank boxes.



$T + Sq = F$

$3 + 1 = \square$

$Sq + T = \square$

$1 + 3 = \square$


$F - T = Sq$

$4 - 3 = \square$

$F - Sq = \square$

$4 - \square = \square$

Problem 3 Add more beads to make **6**. Write the number of added beads in the boxes.




$$1 + 5$$



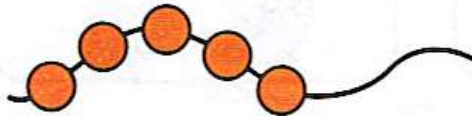
$$2 + \square$$




$$3 + \square$$




$$4 + \square$$



$$\square + \square$$



Problem 4 Color in the ribbons of the same length, the same color.



Problem 5 Finish filling in the empty boxes.

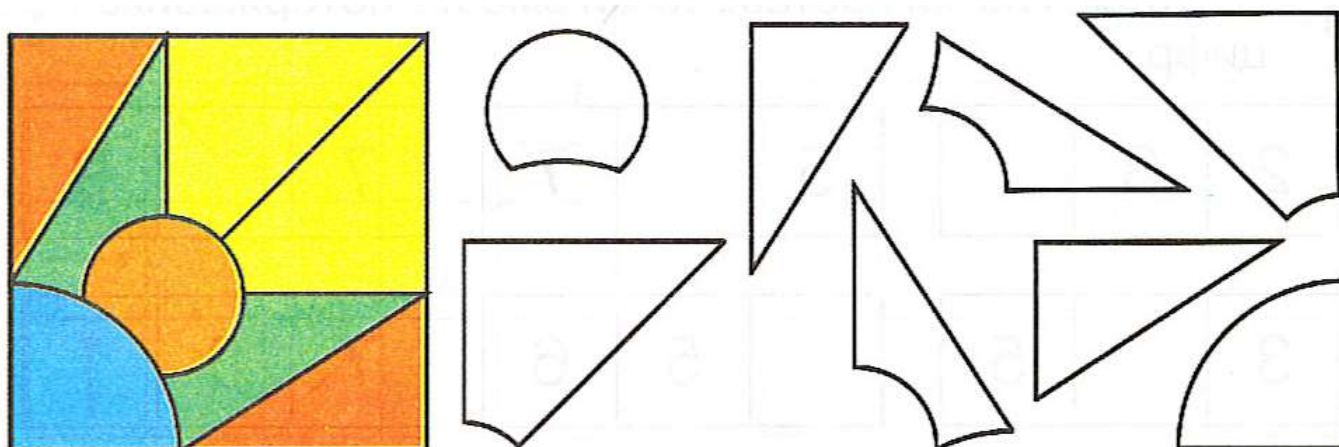
$$\begin{array}{|c|} \hline \bullet \bullet \bullet \\ \hline \bullet \bullet \bullet \\ \hline \end{array} + \begin{array}{|c|} \hline \\ \hline \end{array} = \begin{array}{|c|} \hline \bullet \bullet \bullet \\ \hline \bullet \bullet \bullet \\ \hline \end{array}$$

$$\begin{array}{|c|} \hline \\ \hline \end{array} + \begin{array}{|c|} \hline \bullet \bullet \bullet \\ \hline \bullet \bullet \bullet \\ \hline \end{array} = \begin{array}{|c|} \hline \bullet \bullet \bullet \\ \hline \bullet \bullet \bullet \\ \hline \end{array}$$

$$\begin{array}{|c|} \hline \\ \hline \end{array} - \begin{array}{|c|} \hline \bullet \bullet \bullet \\ \hline \bullet \bullet \bullet \\ \hline \end{array} = \begin{array}{|c|} \hline \bullet \bullet \bullet \\ \hline \bullet \bullet \bullet \\ \hline \end{array}$$


$$\begin{array}{|c|} \hline \bullet \bullet \bullet \\ \hline \bullet \bullet \bullet \\ \hline \end{array} - \begin{array}{|c|} \hline \\ \hline \end{array} = \begin{array}{|c|} \hline \bullet \bullet \bullet \\ \hline \bullet \bullet \bullet \\ \hline \end{array}$$

Problem 6 Color in the mosaic tiles the same colors as in the picture.

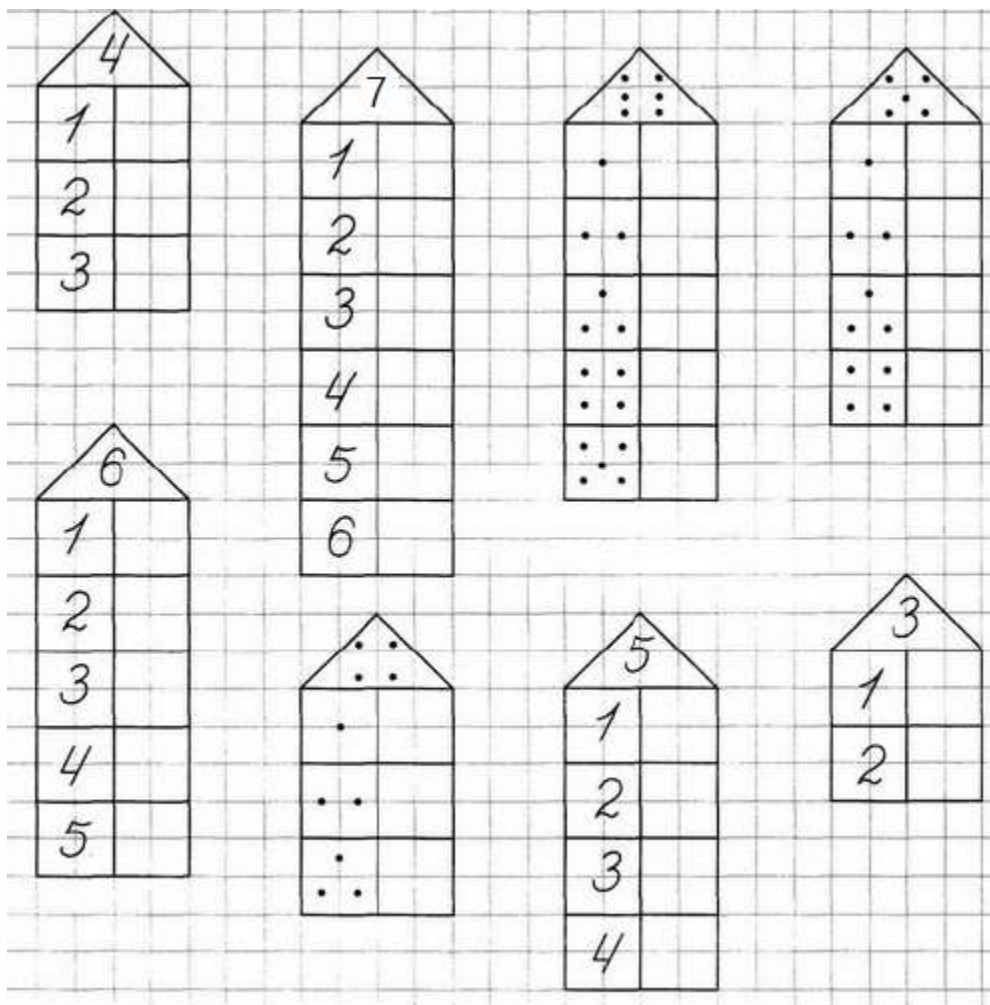


Problem 7

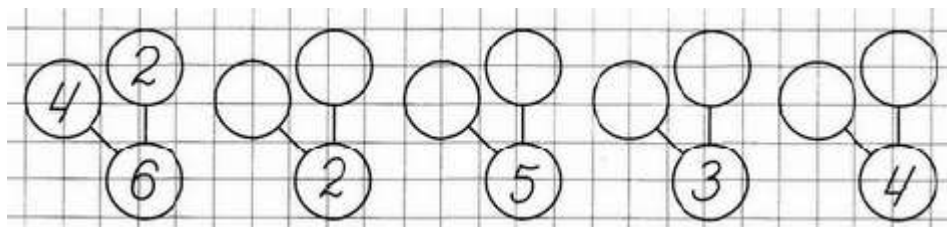
Draw the yellow triangle in the top left corner. Draw the blue square in the bottom right corner. Draw the green rectangle in the top right corner and the orange oval in the bottom left corner. Finish off by drawing the red circle in the middle.



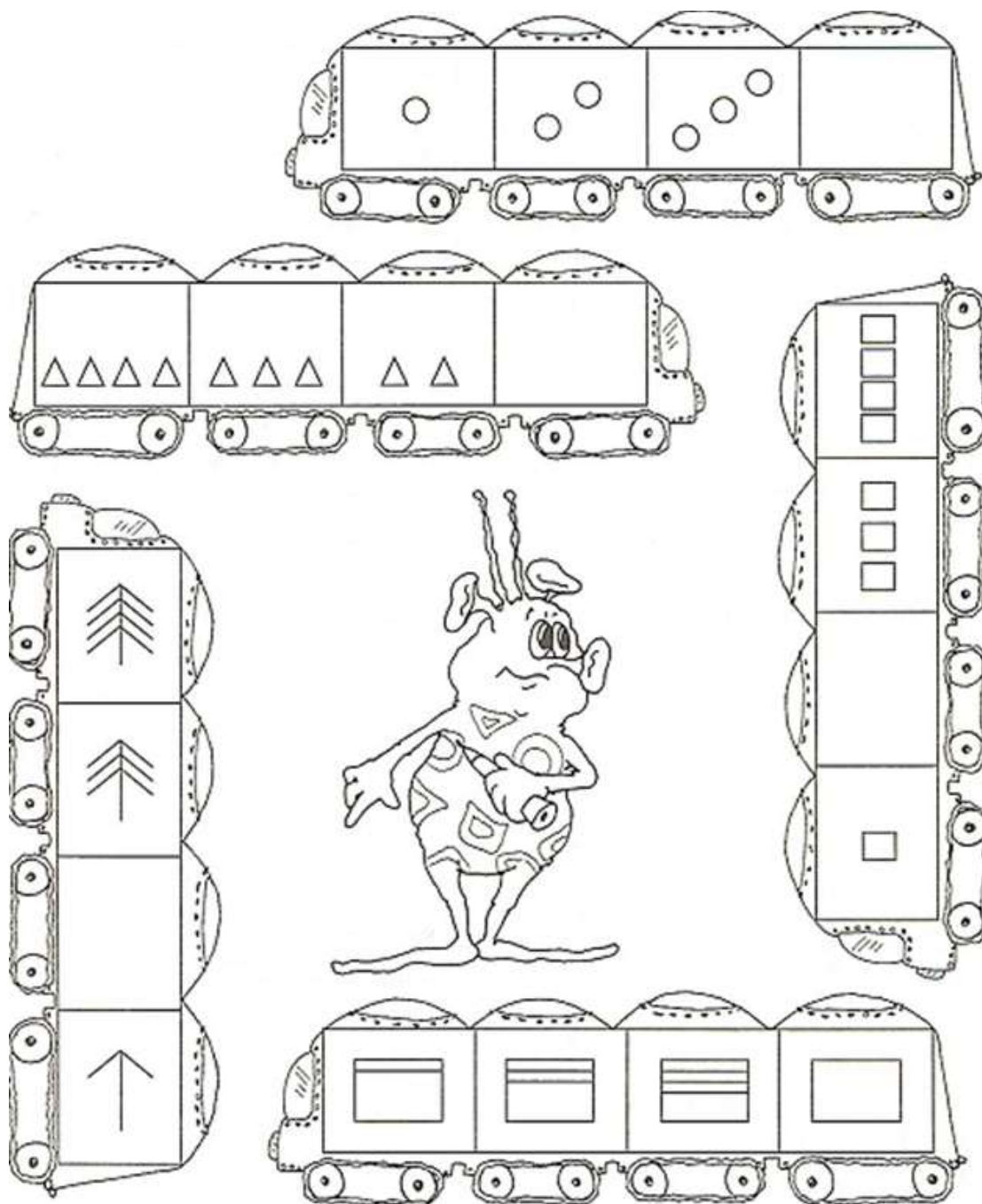
Problem 10 Fill in the empty “windows” with numbers or dots. The sum of the numbers in each row should be equal to the number or number of the dots on the roof.



Look at the first example and find out the numbers in the empty circles.



Problem 11 Continue each pattern. Draw the shapes that are missing in the train-car.



Problem 12

Anna, Julian, Kelly took out all of the stuff from their pockets. Anna has something that Julian and Kelly don't have. Kelly and Anna have something that Julian doesn't have. Find out which pockets belong to which girl. Connect each girl with her pocket.

