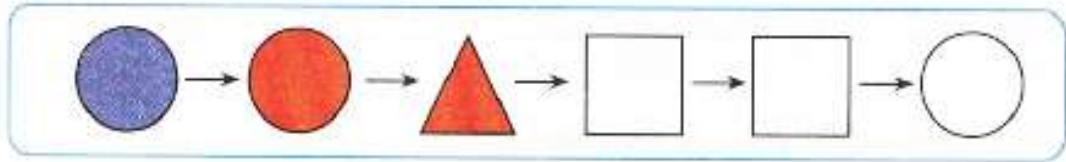


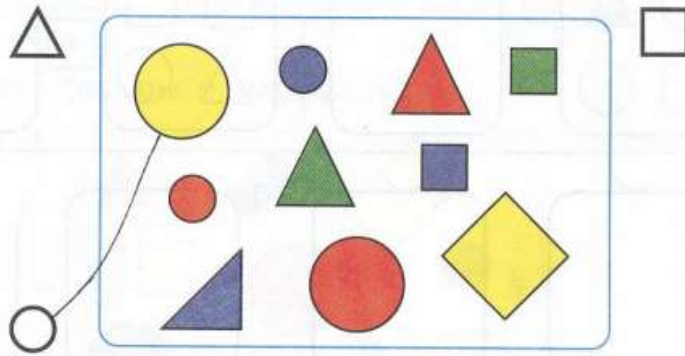
## Homework 4

**Problem 1** Color according to the pattern. (Pay attention that the color stays the same when the shape changes.)

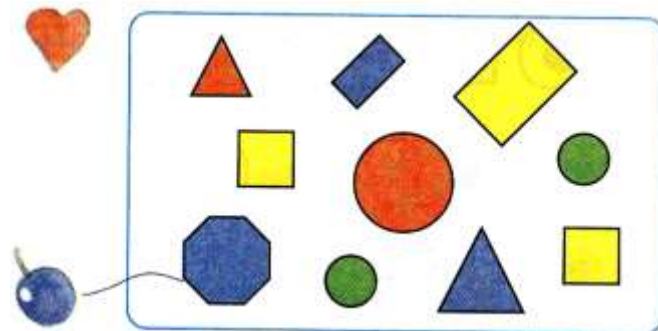


**Problem 2** Connect the shapes with their “symbol”.

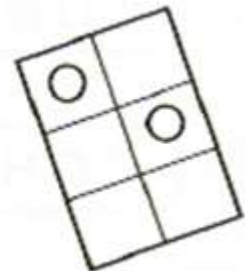
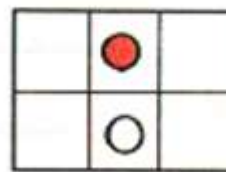
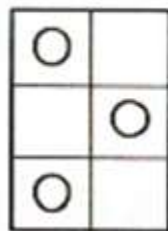
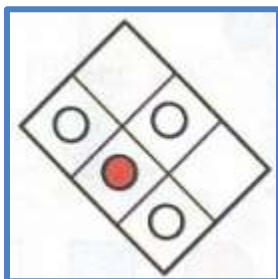
a)



b)

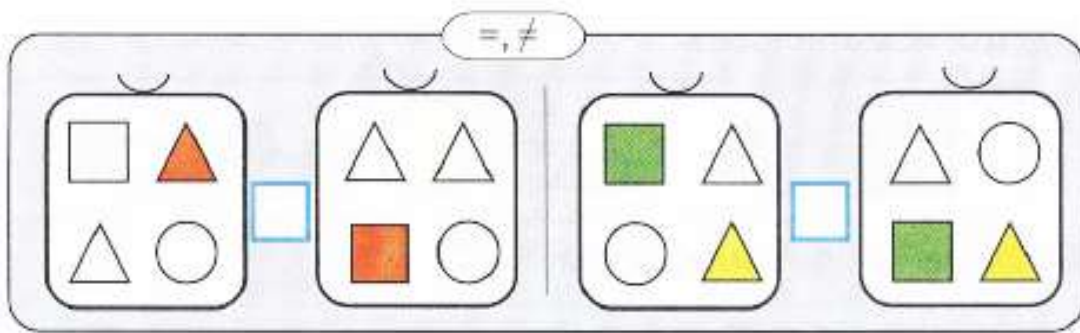


c) Make all the pictures look like the **first** one:

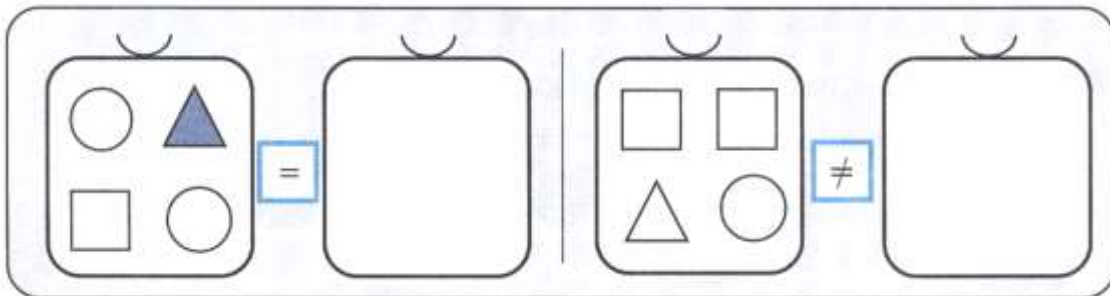


### Problem 3

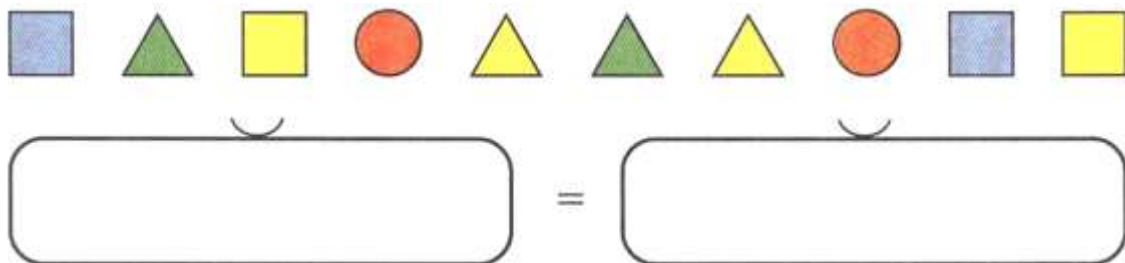
a) Put the correct sign in the blue boxes.



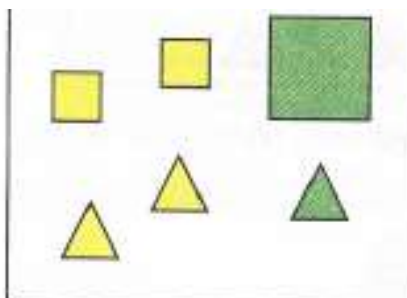
b) Draw some shapes in the empty boxes according to the rule.



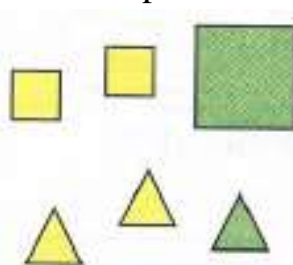
c) Put some shapes in the empty boxes according to the rule.



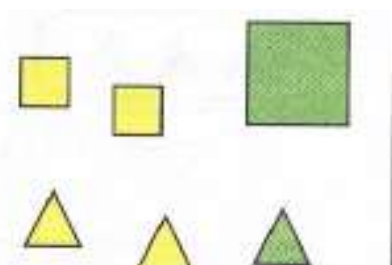
d) Group by:  
color



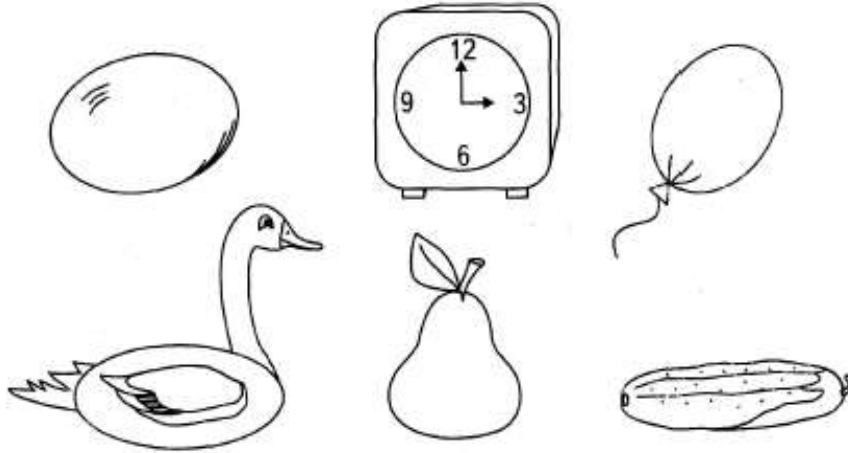
shape




size




**Problem 4** OVAL. Which pictures resemble an oval? Color. Draw your own examples.



Color ovals in blue and circles in red.



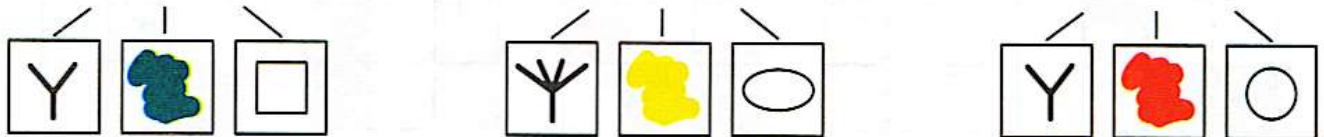
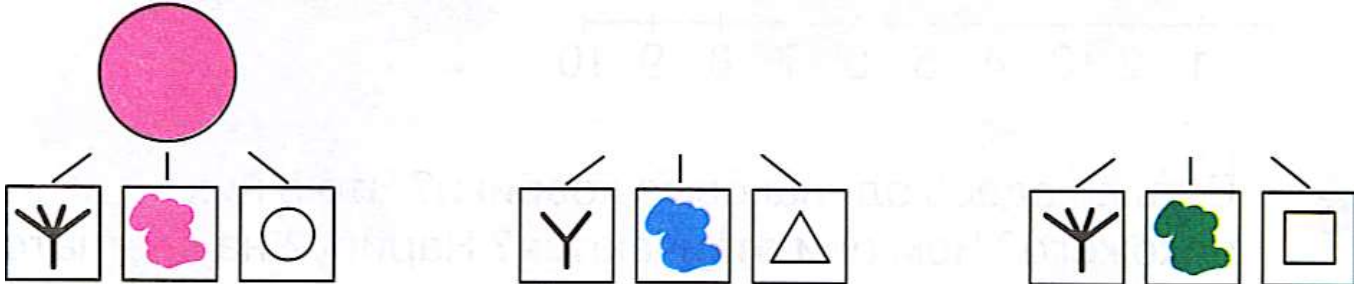
**Problem 5** What shape is missing in each row? Finish the pattern.




**Problem 6**

Draw the shapes that fit the description.

Large shapes' symbol is , small shapes' symbol is 

**Problem 7**

How many triangles can you find in each pine tree? Can you draw a pine tree that has 4 triangles?






**Problem 8** *Dear Parents! We are using a number line to solve the number sentences below. It is still hard for your children's eyes to jump from a number line to a problem. Please help your child as follows: As your child places a pencil on the first number from the problem's question, dictate the further steps of the problem. Remind your child that "+" is moving forward and "-" is backward. Thanks!*

$$4 - 3 + 1 + 2 = \square$$

$$5 - 3 - 1 + 4 = \square$$

$$1 + 2 + 2 - 3 = \square$$

$$1 + 3 - 2 - 1 = \square$$



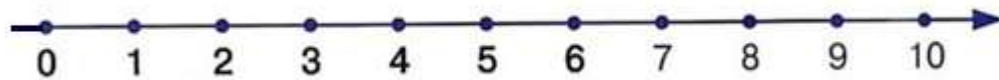



$$1 + 2 + 2 - 4 = \square$$

$$4 + 1 - 2 + 1 = \square$$

$$2 - 1 + 3 - 2 = \square$$

$$5 - 1 - 3 + 4 = \square$$



**Problem 9**

Fill in the empty “windows” with numbers. The sum of the numbers in each row should be equal to the number on the roof.

