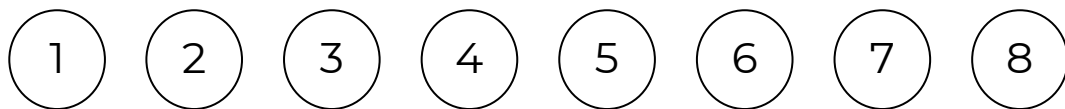
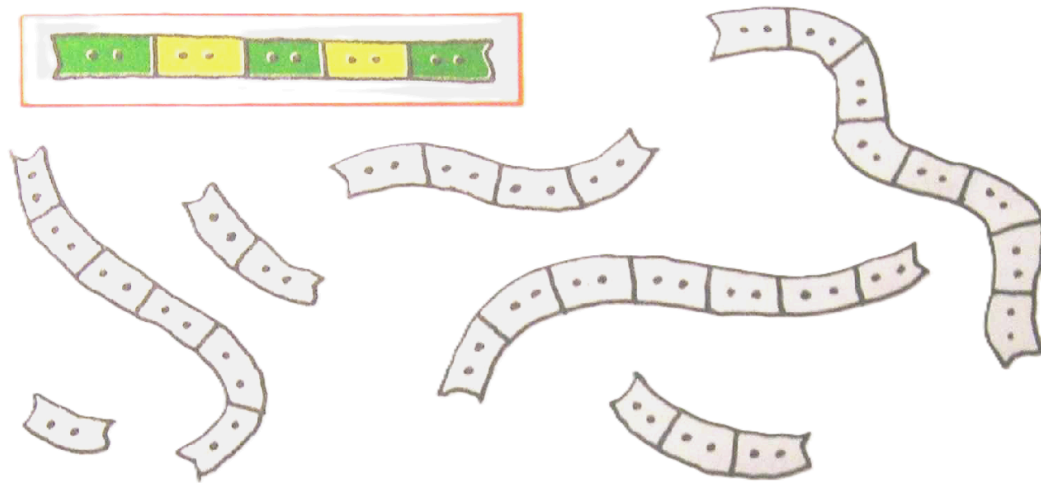


Homework 20


Problem 1

Carefully examine the framed piece of ribbon. Count how many segments it has. Color in the shorter ribbons. Connect each ribbon with the corresponding number.






Problem 2

Color the flower in the **top left** corner **red**, in the **lower right** - **yellow**, **lower left** - **blue**, **top right** - **orange**. Draw another flower in the middle.



Problem 3

Count the objects and connect the pictures with the matching numbers. In the empty boxes, put the correct number of dots.



6

7

8



Problem 4

The red ribbon is longer than the blue but shorter than the yellow. Color the ribbons.



Problem 5

Put 8 pears onto 2 plates in as many ways as possible.

2 + 6

+

+

+

Problem 6

Put the numbers into the «windows».

8

3

8

4

8

7

8

2

8

5

8

6

8


7

8

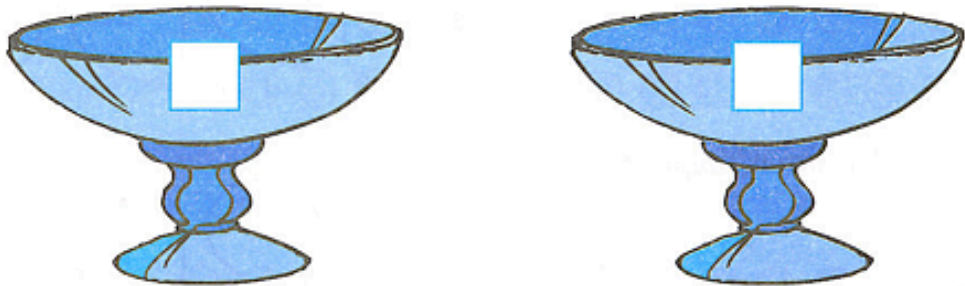
3

Problem 7

Count how many candies are in the picture. Write the number:



How many candies of the same **size** can you put into each vase?



How many candies of the same **color** can you put into each vase?

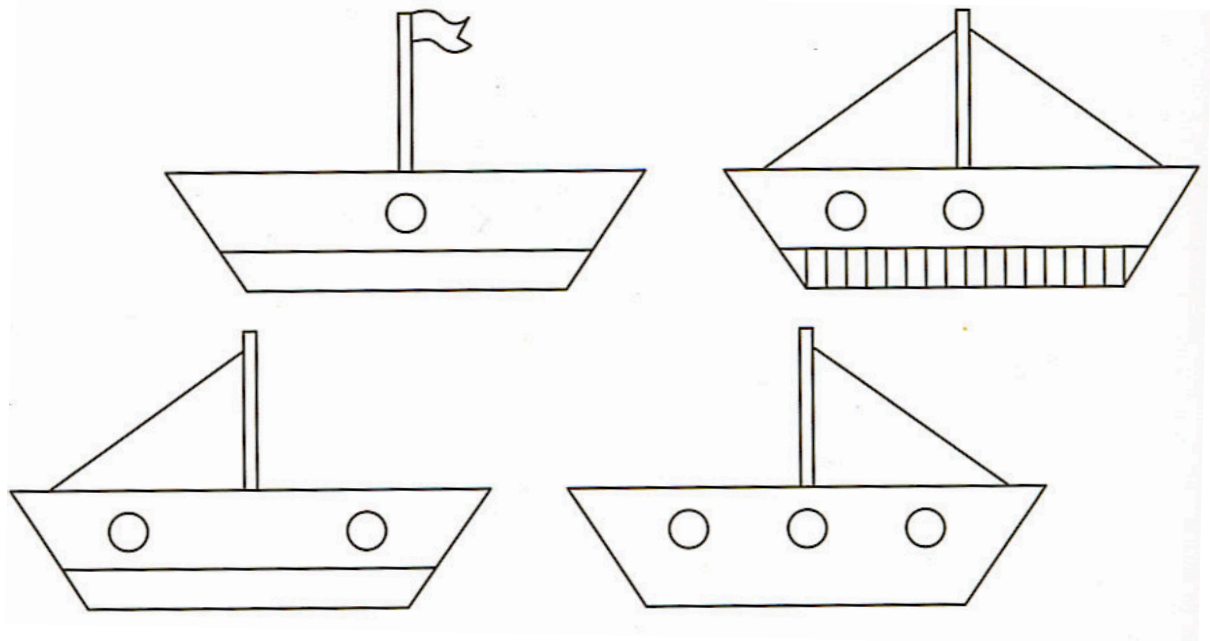


How many candies of the same **shape** can you put into each vase?



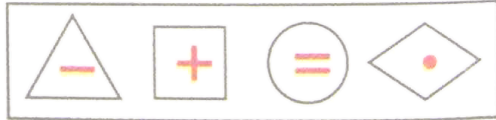
Problem 8

Make all the boats the same.



Problem 9

Write the signs in the shapes exactly as it's shown in the diagram.



Problem 10

Practice writing number 8. Trace and finish the pattern.

