


Homework 2


Problem 1

Find apples that are of the same size and connect them with a line.







Problem 2

Look at each row below, then circle the object that doesn't belong. Explain why.



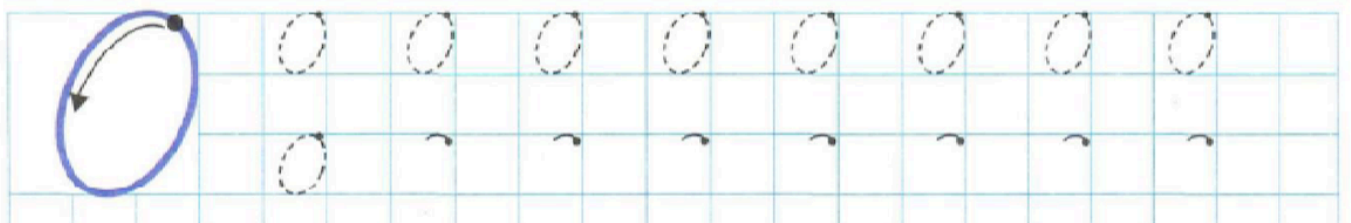
Problem 3

In each picture, circle the big objects and cross out the small objects. Are there more big objects or small objects?




Problem 4

Trace 0 and finish the pattern.




Problem 5

How many cubes does each kid have? Write the numbers in the boxes. Who has more? Who has less? How else can you describe the picture (try to use "zero", "a lot" etc.)?




Count how many apples are on the tree. Write the amount in the box.



How many apples are left on the tree if the girl put all of them into her basket?

Problem 6

Look at the picture and color:
the object that is **“above”** the table in yellow,
the object that is **“under”** the table - in blue,
the object to the **“left”** of the table - in green,
the object to the **“right”** of the table - in red,
and the object that is **“on”** the table - in purple.



Problem 7

Nicholas and Alex had a play date. Each boy only played with one toy. Nicholas does not like to play with cars. Which toy did each boy play with?

