

MATH 6: HANDOUT 17 COORDINATES II

DISTANCE BETWEEN POINTS AND CIRCLE

The distance between two points $P(x_1, y_1)$ and $Q(x_2, y_2)$ is given by the following formula:

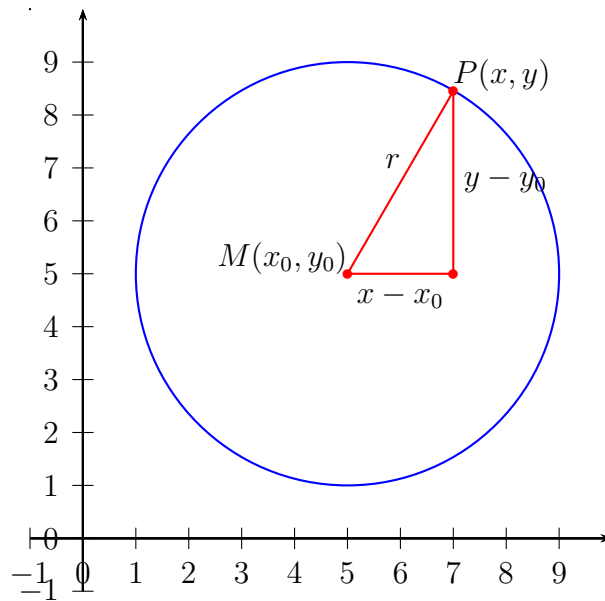
$$d = \sqrt{(x_2 - x_1)^2 + (y_2 - y_1)^2}.$$

This formula is a straightforward consequence of the Pythagoras' Theorem.

The equation of the circle with the center $M(x_0, y_0)$ and radius r is

$$(x - x_0)^2 + (y - y_0)^2 = r^2.$$

This equation means, that points (x, y) should be at distance r from the given point $M(x_0, y_0)$.

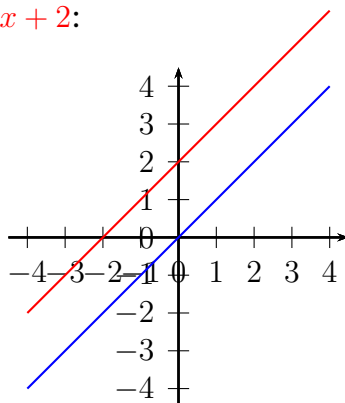


GRAPHS OF FUNCTIONS

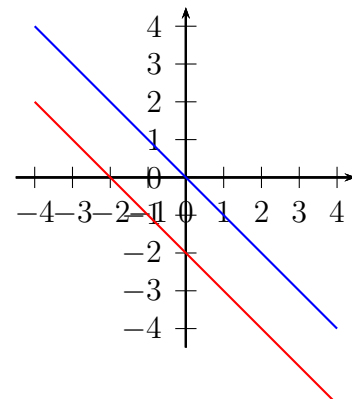
In particular, if the relation is of the form $y = f(x)$, where f is some function of x (i.e., some formula which contains x), the set of all points whose coordinates satisfy this relation is called the **graph** of f .

Line. The graph of the function $y = mx + b$ is a straight line. The coefficient m is called the *slope*.

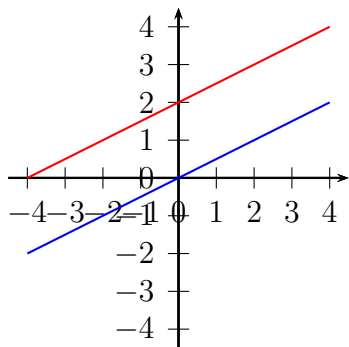
$y = x; y = x + 2:$



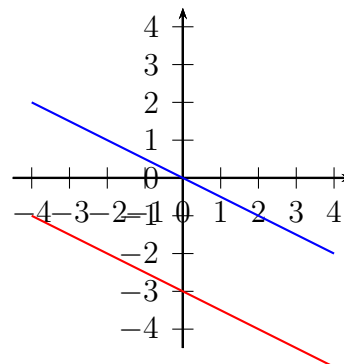
$y = -x; y = -x - 2:$



$$y = \frac{1}{2}x; y = \frac{1}{2}x + 2:$$

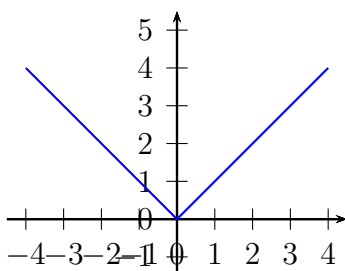


$$y = -\frac{1}{2}x; y = -\frac{1}{2}x - 3:$$



GRAPH OF $y = |x|$

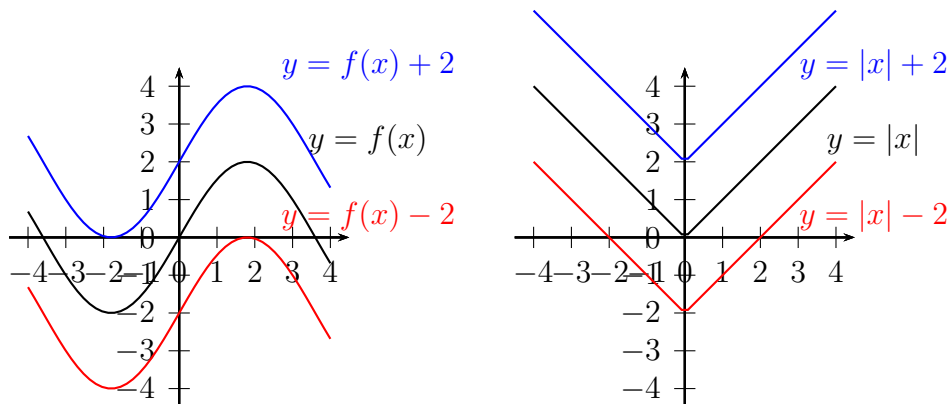
The figure below shows graphs of functions $y = |x|$.



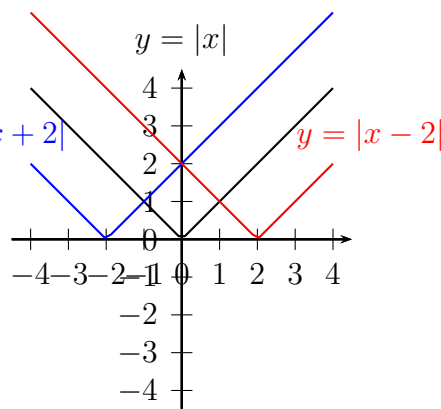
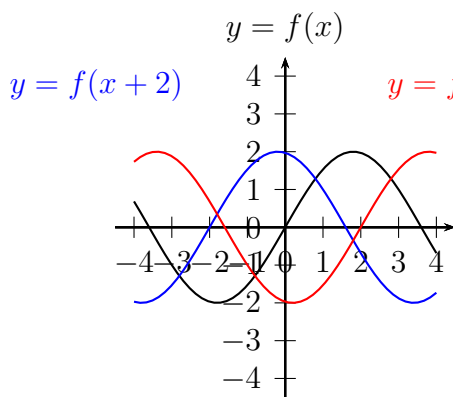
1. TRANSFORMATIONS

Having these basic graphs, we can produce new graphs, by doing certain transformations of the equations. Here are two of them.

Vertical translations: Adding constant c to the right-hand side of equation shifts the graph by c units up (if c is positive; if c is negative, it shifts by $|c|$ down.)



Horizontal translations: Adding constant c to x shifts the graph by c units left if c is positive; if c is negative, it shifts by c right.



HOMEWORK

1. Find the equation of the line through $(1, 1)$ with slope 2.
2. Find the equation of the line through points $(1, 1)$ and $(3, 7)$. [Hint: what is the slope?]
3. (a) Find k if $(1, 9)$ is on the graph of $y - 2x = k$. Sketch the graph.
 (b) Find k if $(1, k)$ is on the graph of $5x + 4y - 1 = 0$. Sketch the graph.
4. Let l_1 be the graph of $y = x + 1$, l_2 be the graph of $y = x - 1$, m_1 be the graph of $y = -x + 1$, and m_2 be the graph of $y = -x - 1$.
 - (a) Find the intersection point of l_1 and m_1 ; Label this point P and write down its coordinates.
 - (b) Find the intersection point of l_2 and m_2 ; Label this point P and write down its coordinates.
 - (c) Find the midpoint of AB and write down its coordinates.
 - (d) Let C be the intersection point of l_1 with m_2 , and D be the intersection point of l_2 with m_1 . What kind of quadrilateral is $ABCD$?
 - (e) Explain why l_1 and l_2 are parallel. What is the distance between them?
5. Find the intersection point of a line $y = x - 3$ and a line $y = -2x + 6$. Sketch the graphs of these lines.
6. (a) Sketch the graphs of functions $y = |x + 1|$ and $y = -x + 0.25$.
 (b) How many solutions do you think this equation has?

$$|x + 1| = -x + 0.25$$

Note: you are not asked to find the solutions — just answer how many are there.

7. (a) Draw the graph of the equation $x^2 + y^2 - 1 = 0$.
 (b) Draw the graph of the equation $x^2 + (y - 1)^2 - 1 = 0$.
 (c) Draw the graph of the equation $xy = 0$.
 (d) Draw the graph of the equation $x^2 + y^2 = 0$.
8. Sketch graphs of the following functions:
 - (a) $y = |x| + 1$
 - (b) $y = |x + 1|$
 - (c) $y = |x - 5| + 1$