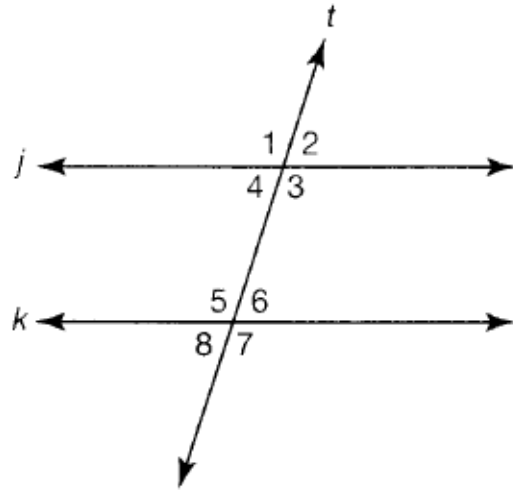


Math 5e, Homework 23

due April 2

Instructions: Some of the problems we solved in class, and some are new. Please try to solve all problems, do your best, and show your work.

Two Parallel Lines Cut by a Transversal



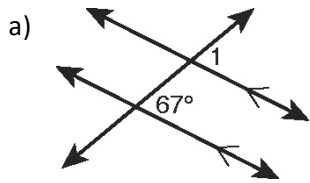
Corresponding Angles: Write a sentence explaining how to find these angles. Then list these angles in pairs.

Alternate Interior Angles: Write a sentence explaining how to find these angles. Then list these angles in pairs.

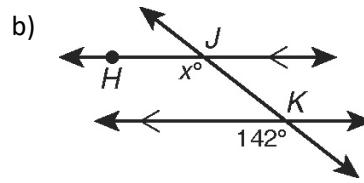
Alternate Exterior Angles: Write a sentence explaining how to find these angles. Then list these angles in pairs.

Same Side Exterior/Interior Angles: Write a sentence explaining how to find these angles. Then list in these angles in pairs.

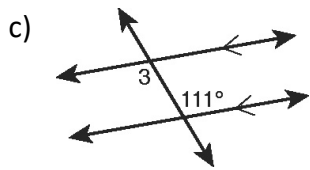
Problem 2: Find the measure of each angle. You must show work or explain your answer.



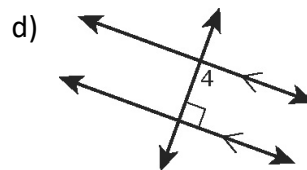
$\angle 1$ _____



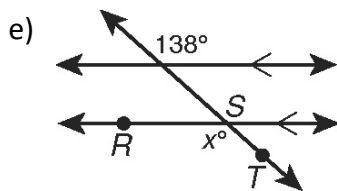
$\angle HJK$ _____



$\angle 3$ _____



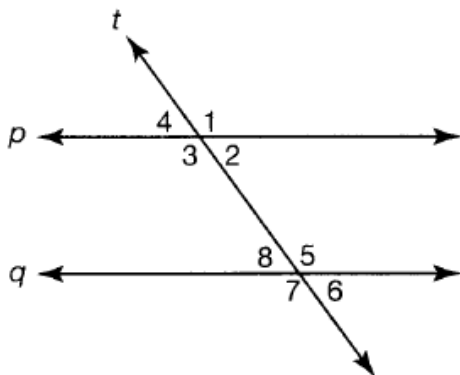
$\angle 4$ _____



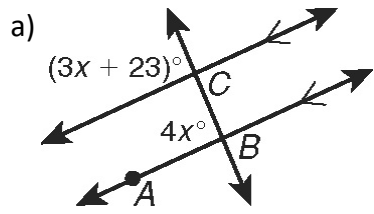
$\angle RST$ _____

Problem 3. In the figure below, lines p and q are parallel. The measure of $\angle 3 = 126^\circ$.

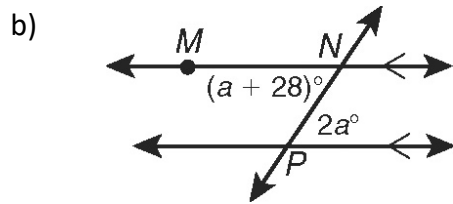
What is the measure of all of the angles shown? Show work or explain.



Problem 4: Solve for x , then find the measure of the angle.

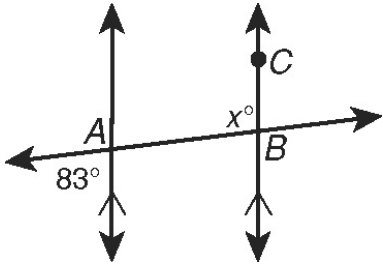


$\angle ABC$ _____



$\angle MNP$ _____

c)



$\angle ABC$ _____