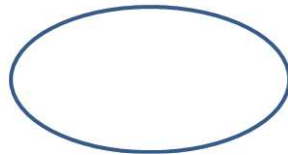
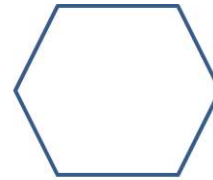



Lesson 13. Homework

1 Draw a symmetry line or lines in each figure below.



2 What will we get if we will do that?



break

+

fast

=

butterfly

-

fly

=

butterfly

-

butter

=

3 Compute.

$1 + 9 - 8 =$

$9 - 2 + 3 =$

$10 - 3 - 5 + 7 =$

$10 - 4 + 3 =$

$8 - 3 + 2 =$

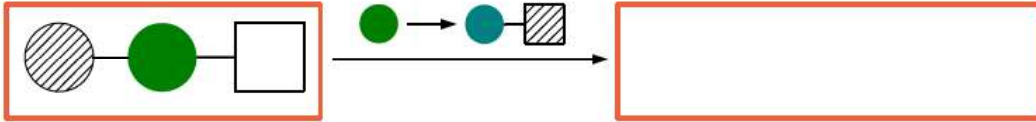
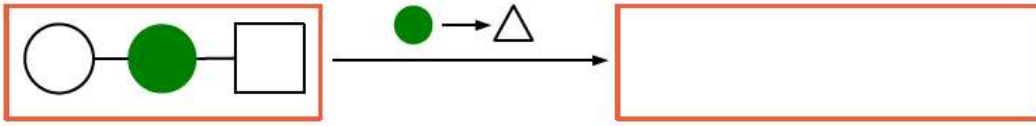
$3 + 7 - 9 - 1 =$

$5 + 4 - 7 =$

$6 + 2 - 4 =$

$5 + 5 - 8 + 3 =$

4 Replace the elements of the chain according to the instructions.



5 Solve the problems.
The bear caught 4 fish and then 5 fish. Out of them only 2 were big and the rest were small. How many small fish did the bear catch?



Betty collected 9 marbles, which are 3 marbles more than Tom collected. How many marbles did they collect in all?

Peter decorated a room with 12 balloons. 4 were green, 3 were red, 2 were yellow and the rest were blue. How many blue balloons were there?

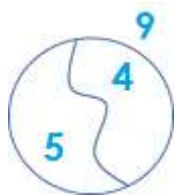
Sophie, Peter and Betty were competing in reading books. Sophie read 3 books. Peter read 2 books more than Sophie. And Betty read 1 book less than Sophie. How many books did they read in all?

7 boys and 5 girls were playing in the school yard. After a while 4 kids went home. How many children remained?





6 Solve for x . Fill the diagram.



$$9 - X = 5$$

$$7 - X = 3$$

$$12 - X = 5$$

$$10 - X = 6$$

$$8 - X = 3$$

$$X =$$

$$X =$$

$$X =$$

$$X =$$

$$X =$$

$$X =$$

$$X =$$

$$X =$$

$$X =$$

$$X =$$

Check:

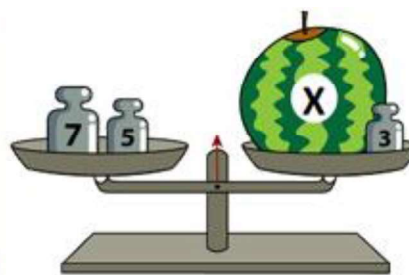
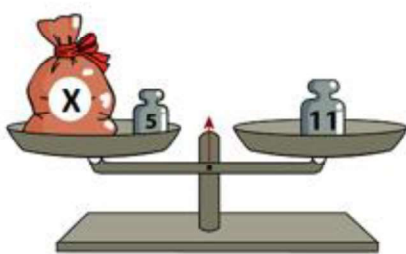
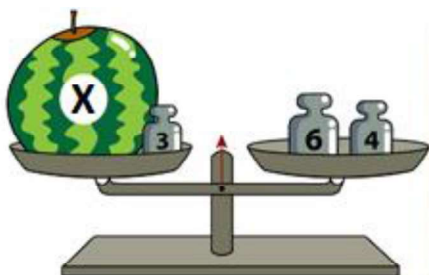
Check:

Check:

Check:

Check:

7 Write down equations and solve for X to find the weight of each object.



Ex. $X + 3 = 6 + 4$

$$X + 3 = 10$$

$$X =$$

$$X =$$

$$X =$$

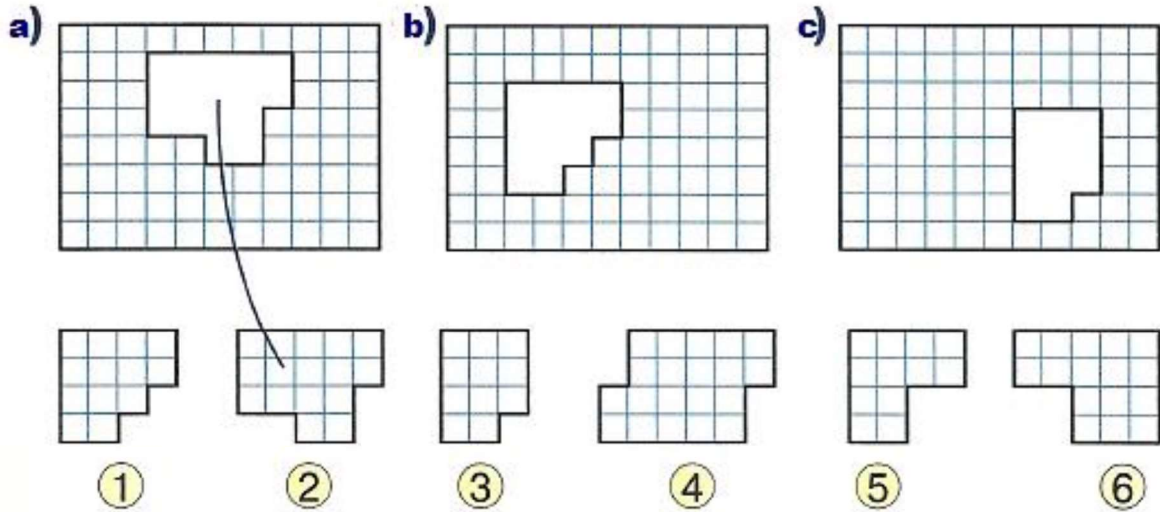
$$X =$$

$$X =$$

$$X =$$

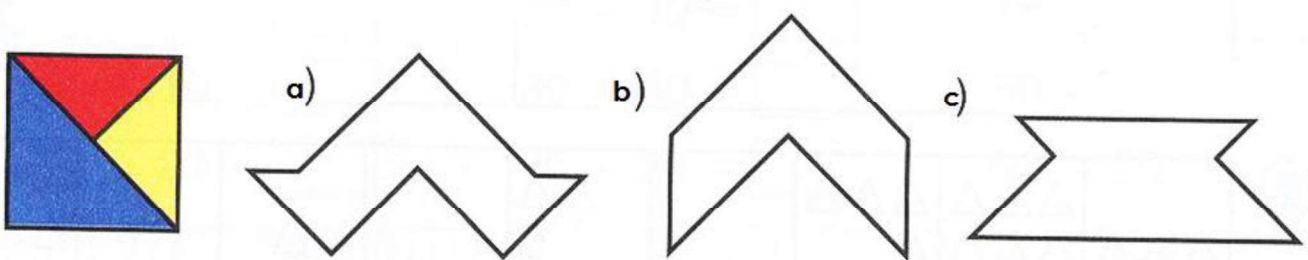
8

Find the missing pieces.



9

Construct the figures using the parts of the square shown in the picture (the blue, yellow and red triangles). How using these three figures you can construct the rest of the figures? Color (or glue) the parts of the figures. (There are the cutouts on the last page of this homework.)



10

a) How can we place 5 chairs, touching 4 walls so that there're 2 chairs at every wall?




b) How can we place 6 chairs, touching 4 walls so that there're 2 chair at every wall?



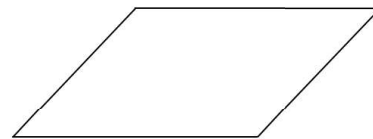
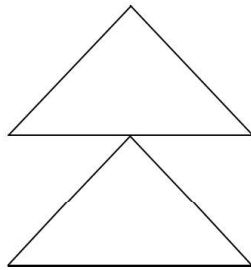
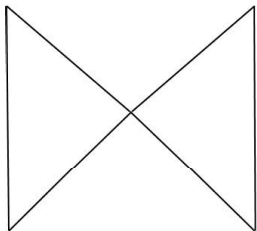
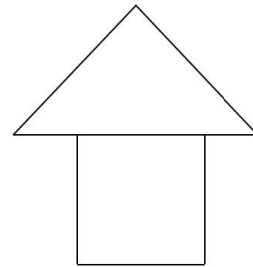
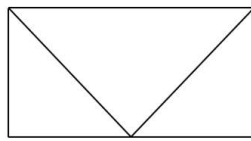

c) How can we place 7 chairs, touching 4 walls so that there are 2 chairs at every wall?



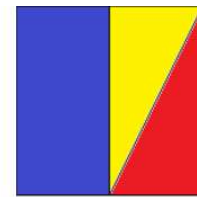






Cutouts.

Cutouts for Lesson 5, Problem 8.



Cutouts for Lesson 9, Problem 6.



Cutouts for Lesson 13, Problem 10.

