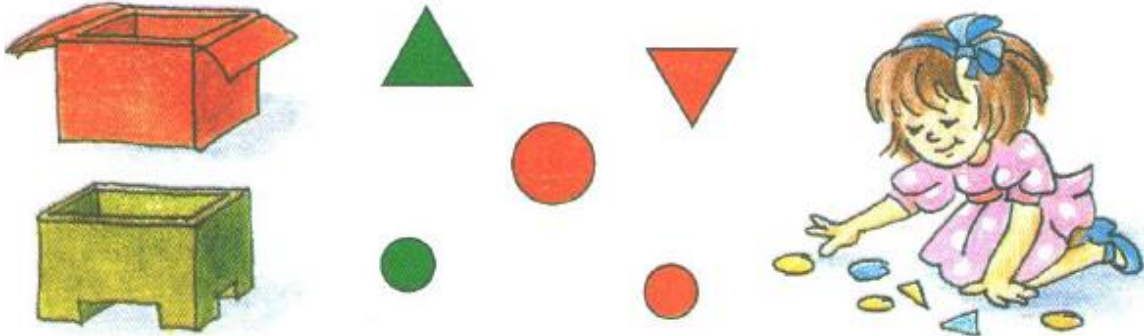


## Math Enrichment 4-5

### Home Work 9

#### Problem 1

Put all of the red shapes into the red box and all of the green shapes into the green box. Count them. Write the numbers on each box.



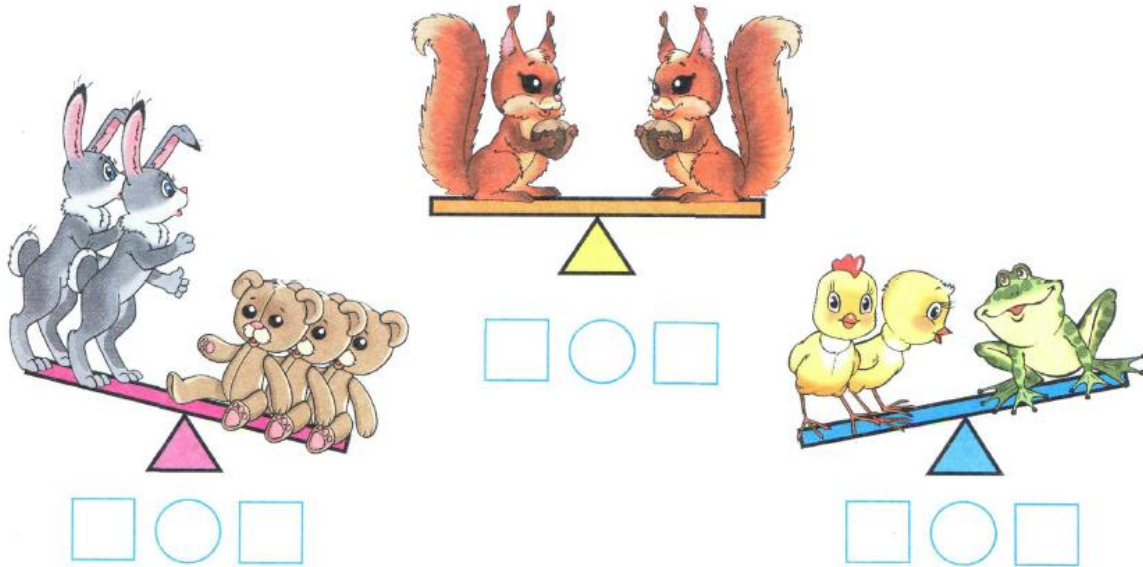
**Problem 2** Guess what is missing in each empty box. Draw in these objects.




**Problem 3** Connect the picture with the right number.




**Problem 4** Let's count the animals on each side of the seesaws and write the numbers in the boxes below. Look to see which side has more or fewer animals and use these symbols in the circles: < (Less), > (More), or = (Equal).



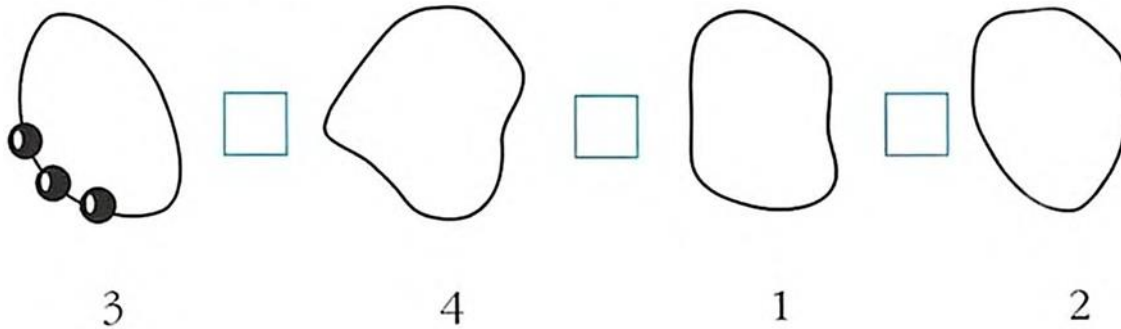
**Problem 5** Take a look at the picture. Separate the objects into three groups. Count how many objects are in each group. Then, decide which group has more, which has fewer, and if any groups have the same number. Write in the boxes using these symbols: Less <, More >, Equal =. Trace and finish the pattern.



**Problem 6 Count** the shapes in each picture, write the correct number of shapes in the boxes below the pictures. Write the symbols  $>$ ,  $<$  or  $=$  in the middle box.

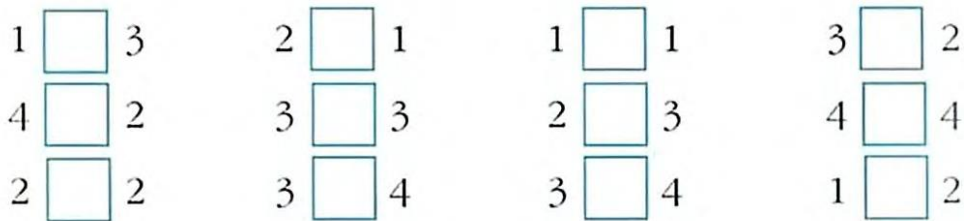


**Problem 7 Draw** the same number of beads as the number under each thread



Compare the number of beads and write symbols  $>$ ,  $<$ .

**Problem 8.** Compare the numbers by using these symbols  $>$ ,  $<$  or  $=$ .



**Problem 9 Trace and finish the pattern.**

