

Unit 3- Lesson 3

Chemistry 0

March 2022, L. Tracey Gao



Ageless Apples

- What do you observe happens over time?
- Why do you think this might be?
- Do you have any ideas about what might be causing this and how to slow or stop the process?

Sliced Apples



Experiment after 6 hours



Ageless Apples

- When an apple is cut open and turns brown, that is because of a chemical reaction. This process is called enzymatic browning.
- This process requires three things: oxygen, a special enzyme called polyphenol oxidase (PPO) and polyphenols.





How do we keep apples from turning brown?

- PPO is a biological catalyst (enzyme), it makes the browning process faster. PPO works best when the pH is around 6.5. When the pH drops below 2.5, PPO stops working at all. If the PPO in an apple becomes inactive, the oxidation reaction that turns apples brown happens much slower (barely at all!). Adding the lemon juice can lower the pH of the apple and therefore deactivate the PPO enzyme.
- You can also try soaking apple slices in water. The water will prevent oxygen from reaching the PPO and phenolic compounds.

Real life examples



Ascorbic acid added to packaged sliced apples



Traditional Golden Delicious apple (left) versus the Arctic variety (right).

Arctic apples

The Science of Arctic Apples

The Three Players: PPO poly phenol O₂

Non-Arctic **Arctic**

Cells (Not to scale)

Browning does not occur in either apple because PPO and polyphenols are separated in the cell. Since the apple is not cut, oxygen cannot enter to react with PPO.

Cutting the apple disrupts cellular compartments necessary for separation of PPO and polyphenols. In non-Arctic apples, PPO reacts with oxygen and polyphenols, which ultimately changes the structure of the polyphenols. The altered, free-floating polyphenols that have reacted with PPO and oxygen then cause the apple to brown. In Arctic apples, there is no PPO present to induce apple browning.

Laboratory Equipment- Basic Equipment

- **Beaker:** A wide, open container with a flat bottom made of glass or plastic. It is a simple container used to mix, heat, or hold substances.




<https://www.amazon.com/Glass-Measuring-Beaker-100ml-Graduated/dp/B01J57WFF6>


Laboratory Equipment- Basic Equipment

- **Flask:** A glass container with a thin “neck” that widens to a rounded base. Flasks can be used to measure, heat, or store liquids.

Erlenmeyer flask



Florence flask
(boiling flask)




Volumetric flask



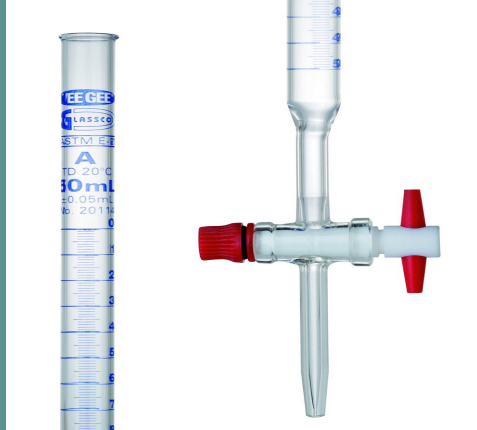
Laboratory Equipment- Basic Equipment

- **Test tube:** A small cylindrical glass tube that has a rounded, u-shaped bottom. It is used to hold or heat small amounts of a substance during laboratory experiments.



Measuring Liquid Volumes

- **Buret:** A long glass cylinder used to accurately measure and dispense a specific volume of liquid. It is often used for titrations, where scientists place an Erlenmeyer flask directly below the tip of the buret and then control the amount of liquid released from the buret.



Measuring Liquid Volumes

- **Graduated cylinder:** A tall, cylindrical container used to measure the volume of a liquid. They are made in many different sizes, ranging from 10 mL to 2,000 mL.



Measuring Mass

- Mass is measured using devices known as **balances**, which measure mass by comparing an object of unknown mass to an object of known mass.

Triple-beam balance



<https://www.drinstruments.com/school-triple-beam-balance.html>

Analytical balance




<https://v-medtech.com/>

Measuring Temperature

- **Thermometer:** A device used to measure temperature.

Traditional bulb thermometer




<https://highschoolenergy.acs.org/>

Digital thermometer



<https://www.thomassci.com/>

Bimetallic strip thermometer

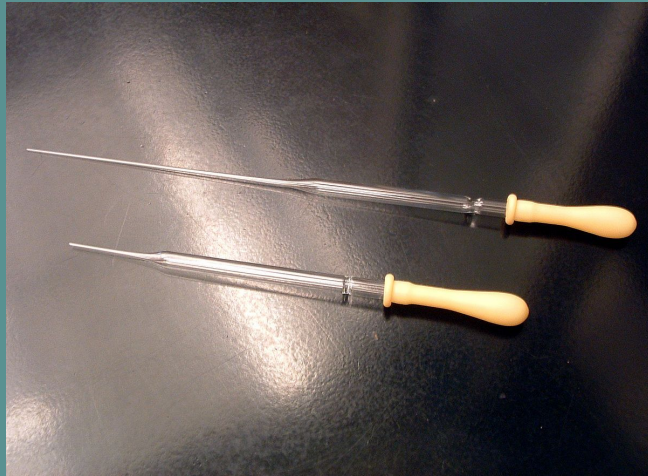


<https://www.tec-science.com/>

Transferring Liquids


- **Pipette:** A device used to measure and move a liquid from one container to another.

Pasteur pipette



https://en.wiktionary.org/wiki/Pasteur_pipette

Volumetric pipette



<https://www.fishersci.com/>

Heating Materials

- **Bunsen burner:** A gas burner that produces a single, steady flame for laboratory experiments. The flame burns at the top of a vertical metal tube connected to a natural gas source.



<https://www.chemistryworld.com/>