












Color triangles green, color rectangles orange, keep trapezoids white, pentagons (shapes with 5 sides) should be black, hexagons (shapes with 6 sides) color pink, shapes with 7 sides color in red, shapes with more than 7 sides color yellow, shapes with wiggly sides color light blue, and shape with the greatest number of sides color beige.



For each kind of objects circle the part of the group that has 10 objects.
For the other part draw as many objects as you need to make it also 10.
For example:



Build with 7 snap cubes by the projections:

View from the front:



View from the side:



View from the top:



View from the front:



View from the side:



View from the top:



View from the front:



View from the side:



View from the top:



View from the front:



View from the side:



View from the top:



View from the front:



View from the side:

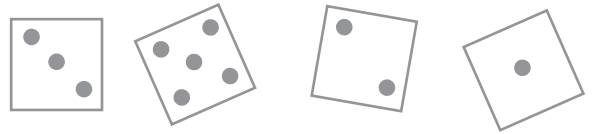


View from the top:



Throw dices to get 4 numbers, add them all together and write down the expression and the result. For example:

$$3 + 5 + 2 + 1 = 11$$



(you only need to write the expression, do not draw the dices =)

1)

2)

3)

4)

5)

6)

7)

8)

9)

10)