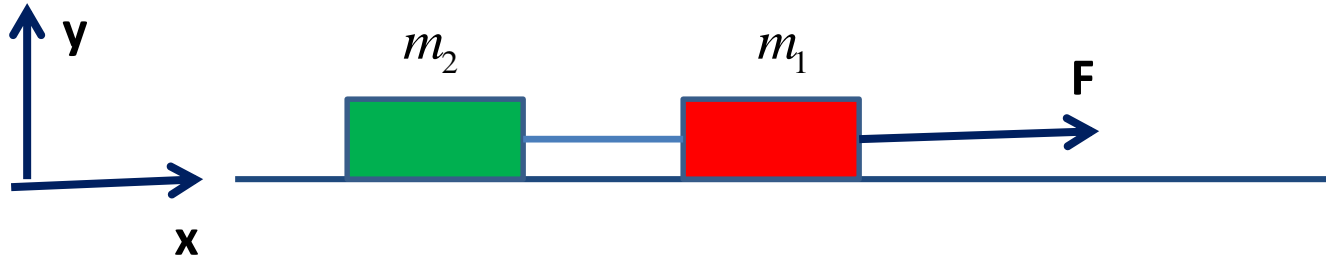
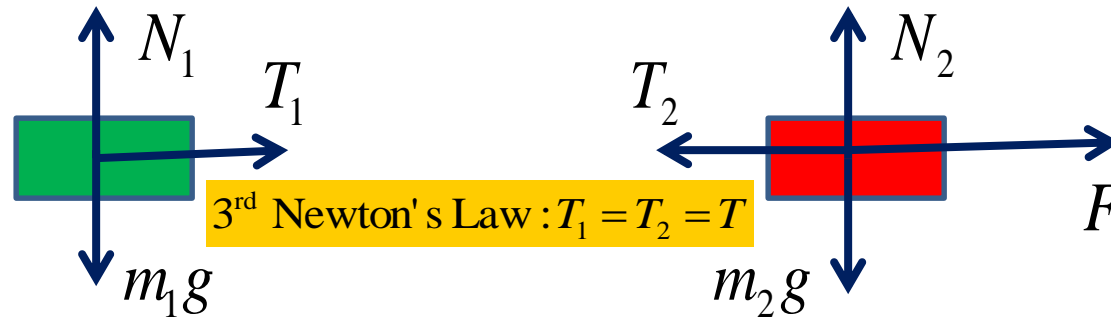


Free Body Diagram



1. Choose the coordinate system (for each object).
2. Show all forces applied to each object.
3. Write 2nd Newton's Law for each object, and each axis.
4. Solve equations to find acceleration.



x -axis: $T = m_1 a$

$F - T = m_2 a$

y -axis: $N_1 - m_1 g = 0$

$N_2 - m_2 g = 0$

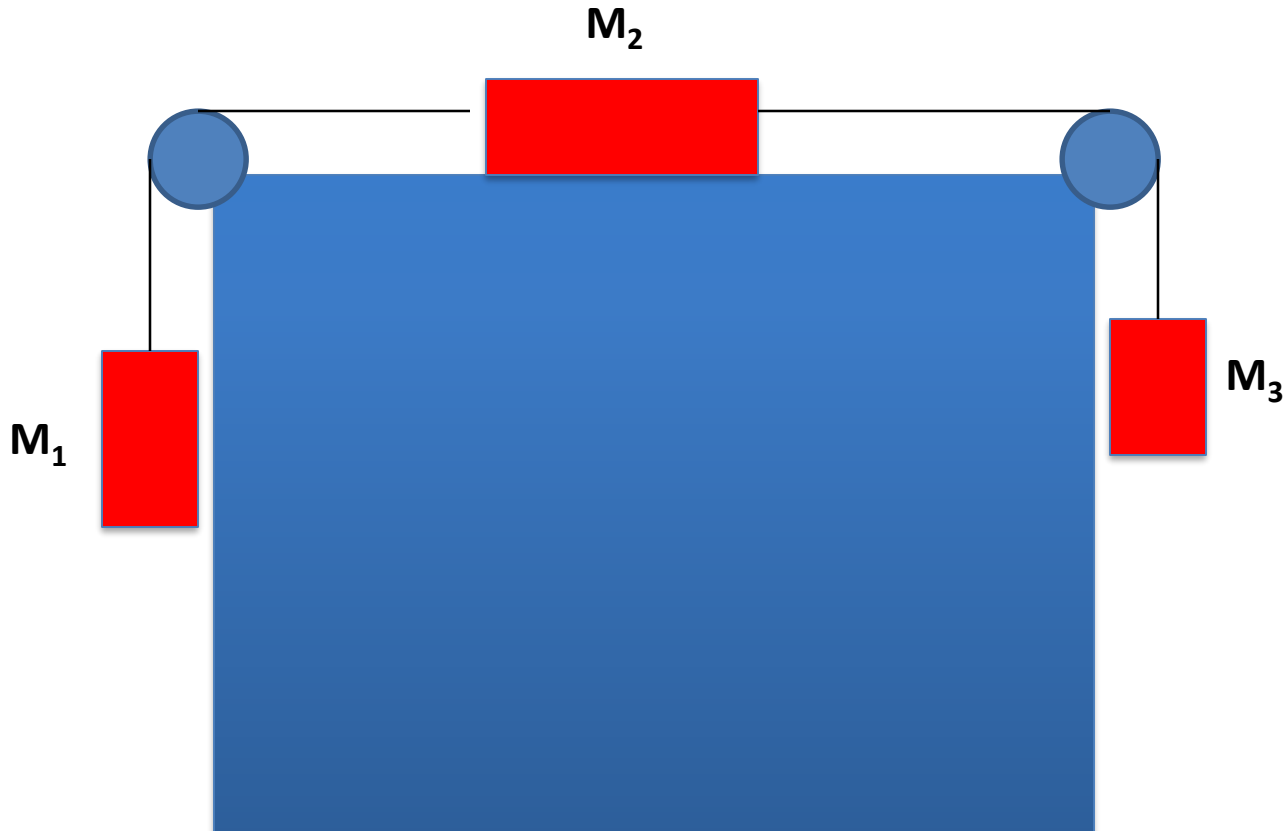
$a = \frac{F}{m_1 + m_2}$

Homework

Problem 1.

Construct free body diagrams, and find accelerations of the blocks in the figure. Masses of the blocks are $M_1=0.8\text{kg}$; $M_2=1\text{kg}$ and $M_3=0.5\text{kg}$.

Note that the tension is different between the two strings, but it does not change as a string goes around the pulley.



Problem2.

Find acceleration of block “1” in both cases in the Figure. All pulleys are weightless and rotate without friction.

Important hint: the accelerations of two blocks in the case (b) are not the same! Imagine that you move block “2” by distance x upward. How much did the block “1” moved? This consideration will allow you to find the relationship between the two accelerations.

