


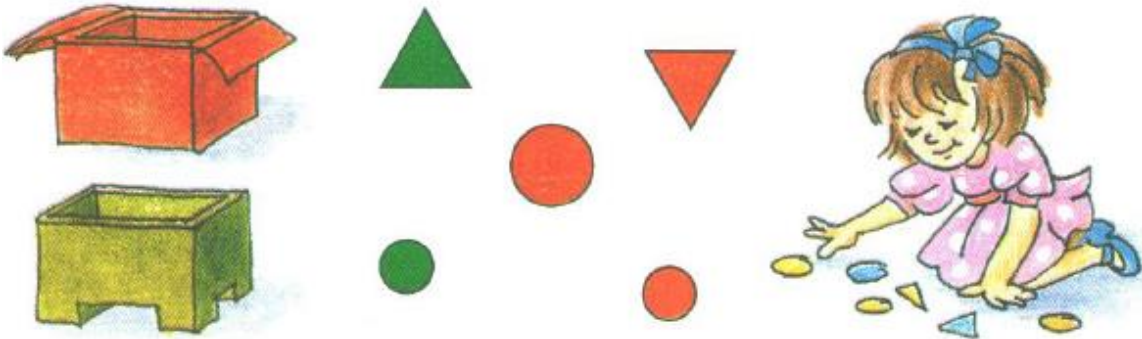
## Math Enrichment 4-5

### Home Work 9

**Problem 1** Cross out all of the objects that don't look like a triangle. How many objects can you find that look like a triangle? Color in the same amount of circles.

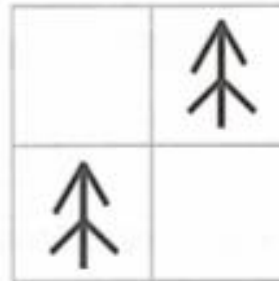
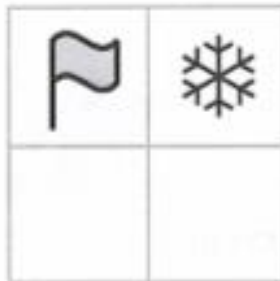
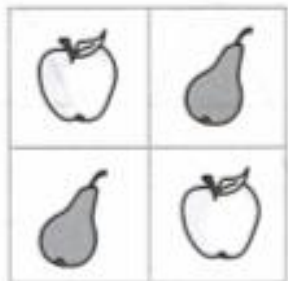


**Problem 2** Put all of the red shapes into the red box and all of the green shapes into the green box. Count them. Write the numbers on each box.



### Problem 3

Guess what is missing in each empty box. Draw in these objects.




**Problem 4**

Connect the picture with the right number.

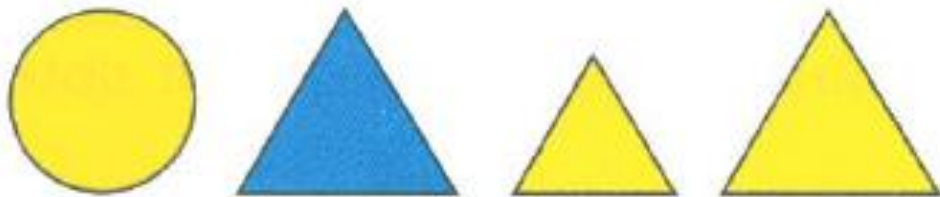


**Problem 5** Circle the mouse that gets the cheese.



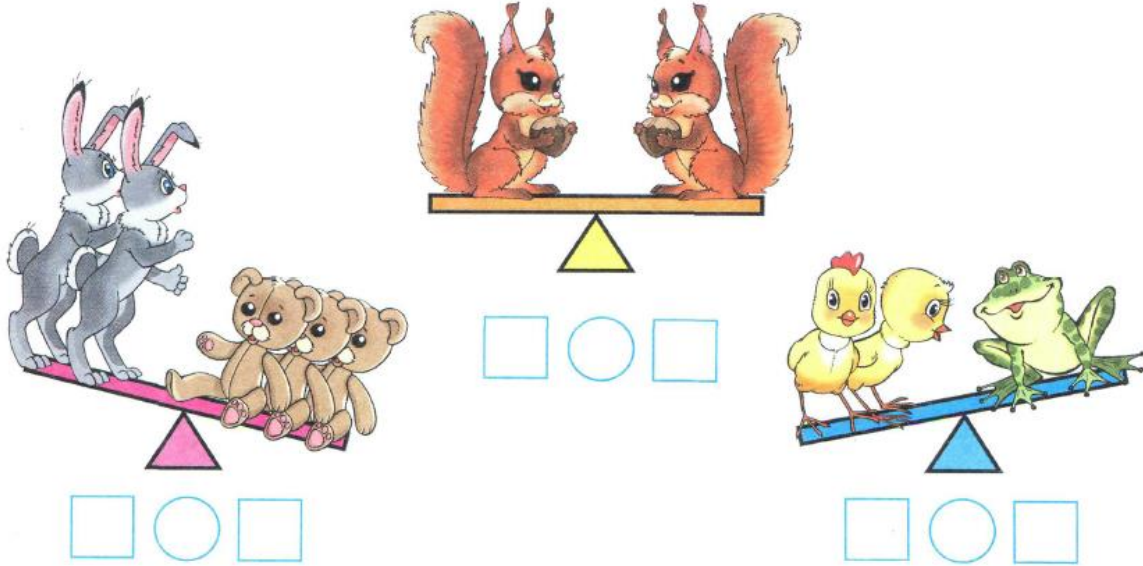
**Problem 6** Find the object that does not belong and explain why.

Use words like shape, size, and color.

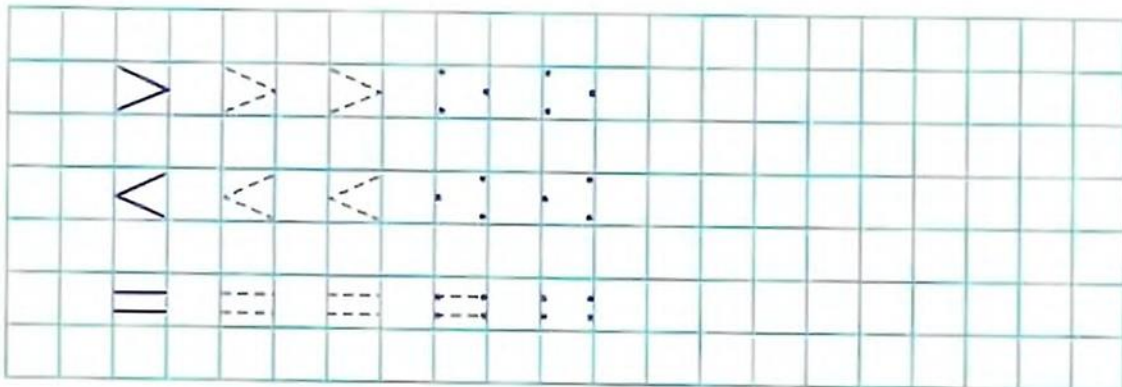


**Problem 7**

Count and write in the boxes below how many animals ride on each side of the seesaws. Which side of the seesaw have more or less animals and write in the circles the symbols: **Less** < , **More** > or **Equal** =.




Trace and finish the pattern.




**Problem 8**

Look at the picture. Divide the objects into 3 groups. Count how many objects are in each group. Which objects have more, less or equal?

Write in the boxes by using these symbols **Less <**, **More >**, **Equal =**.









Trace and finish the pattern.



**Problem 9**

Count the shapes in each picture, write the correct number of shapes in the boxes below the pictures. Write the symbols  $>$ ,  $<$  or  $=$  in the middle box.





					

Compare the numbers by using these symbols  $>$ ,  $<$  or  $=$ .

1 <input style="width: 20px; height: 20px;" type="text"/> 3	2 <input style="width: 20px; height: 20px;" type="text"/> 1	1 <input style="width: 20px; height: 20px;" type="text"/> 1	3 <input style="width: 20px; height: 20px;" type="text"/> 2
4 <input style="width: 20px; height: 20px;" type="text"/> 2	3 <input style="width: 20px; height: 20px;" type="text"/> 3	2 <input style="width: 20px; height: 20px;" type="text"/> 3	4 <input style="width: 20px; height: 20px;" type="text"/> 4
2 <input style="width: 20px; height: 20px;" type="text"/> 2	3 <input style="width: 20px; height: 20px;" type="text"/> 4	3 <input style="width: 20px; height: 20px;" type="text"/> 4	1 <input style="width: 20px; height: 20px;" type="text"/> 2

Draw the same number of beads as the number under each thread.

Compare the number of beads and write symbols  $>$ ,  $<$ .

						
3		4		1		2