

Lesson#22

Exercise 1.

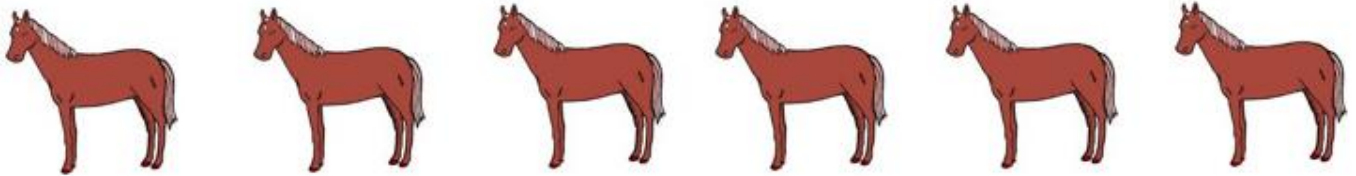
Count how many animals are on the picture and circle the matching number



1 2 3 4 5 6 7



1 2 3 4 5 6 7



1 2 3 4 5 6 7



1 2 3 4 5 6 7

Exercise 2

How many motorcycles are driving to the LEFT?

How many motorcycles are driving to the RIGHT?

LEFT

RIGHT



How many cars are driving to the LEFT?

How many cars are drivign to the RIGHT?

LEFT



RIGHT



How many buses are going to the LEFT (L)? How many buses are going to the RIGHT(R)?





LEFT

RIGHT



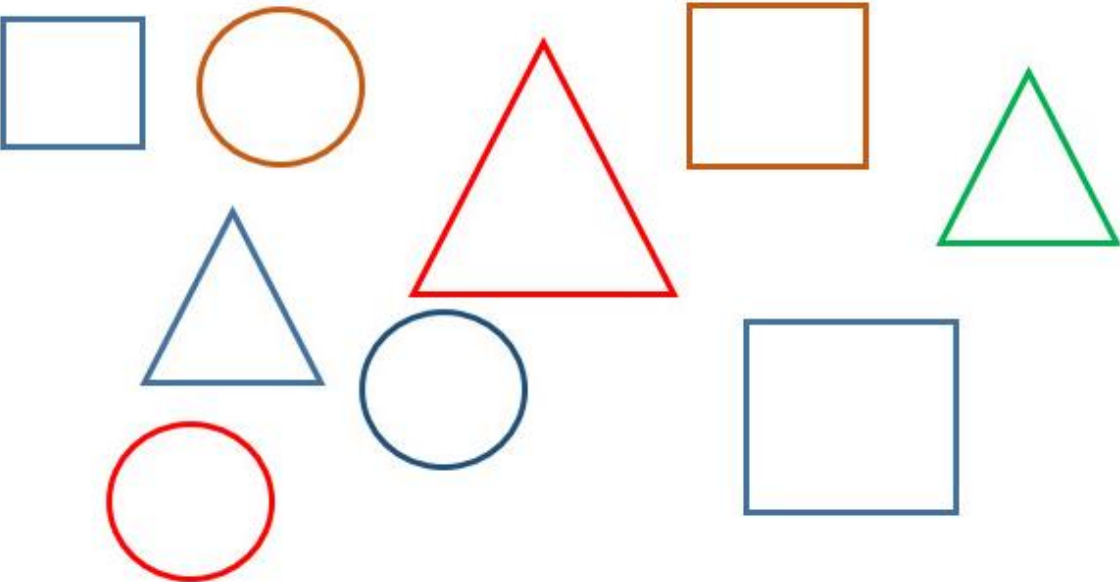
Exercise 3.

Find the matching shapes and connect them by a line

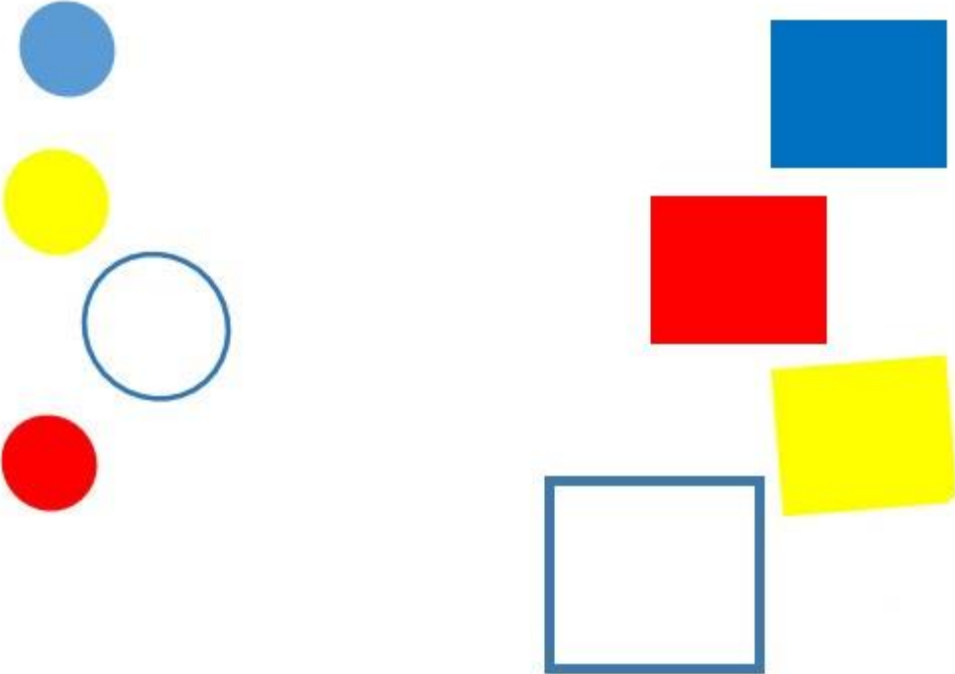


Exercise 4.

Find the matching shapes. Which shapes are of the same color? Which shapes are of the same size?




Exercise 5. Connect the shapes of the same color by a line.



Exercise 6.

What shapes do these animals remind you of?




Exercise 7. Can you name the objects that are hidden on this picture and count? Color them if you would like.



Exercise 8

How many butterflies do you see? Color in red the butterfly that is under the flower, in blue butterfly that is on top of the flower, and in yellow the butterfly that is above the flower. The prompt your child to tell you full preposition sentences (i.e. "The Blue butterfly is on top of the flower." The try to prompt your child with more questions such as "why?" where the answer could be for example " She found nectar" . You can also ask about the feelings. The goal is for your child to tell you more structured and descriptive sentences)



Exercise 9 Cut out the shapes. Then mix them up and ask your child to create squares out of them.

