


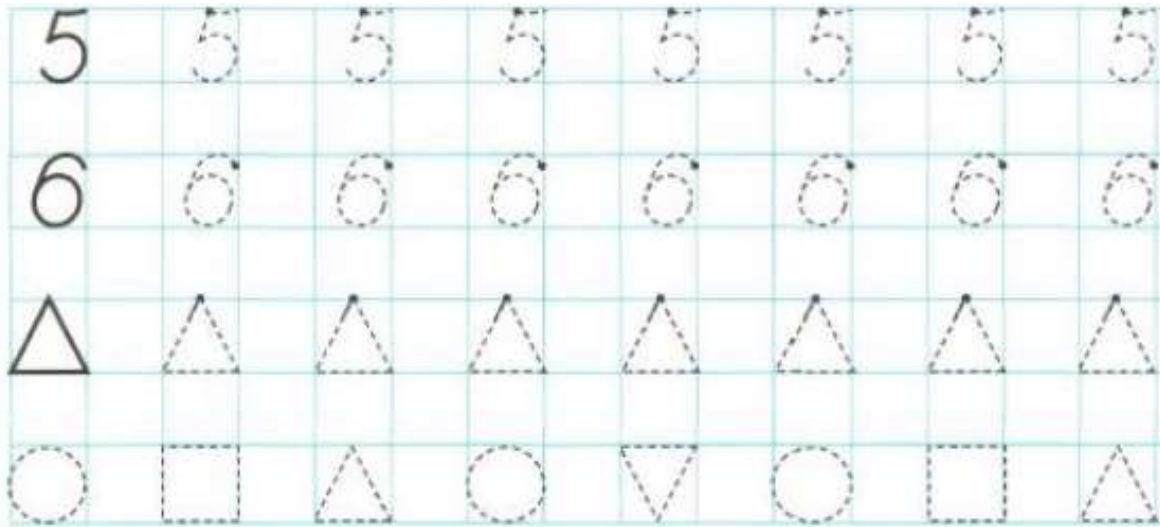
Math Enrichment 4-5

Homework 12

Problem 1 Color in the picture according to the color - number rule.




Problem 2 Trace and finish the pattern.



Problem 3

Color in the scarves. Connect the longest scarf with the tallest girl, and the shortest scarf with the little girl. What are the differences between the big and little girl?



Draw the fence to **the right** from the house, the pine tree to the **left** from the house.
3 flowers in **front** of the house.




Draw the same amount of dots below the line as the number above.

3	1	2	3	2

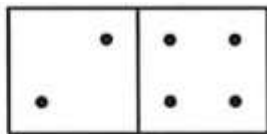
Problem 4

Look at the dominos. Count the dots in each window. Write the correct number in the blue boxes below.



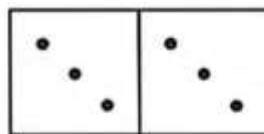
$$1 + \square = 6$$

$$\square + 5 = 6$$




$$2 + \square = 6$$

$$\square + 4 = 6$$



$$3 + \square = 6$$

$$\square + 3 = 6$$




$$6 + \square = 6$$


$$\square + 6 = 6$$

Write the mathematical story according to the picture.

			=	
--	--	--	---	--




Color in the towels in three different colors (**BLUE**, **YELLOW**, and **RED**) without repeating the pattern.

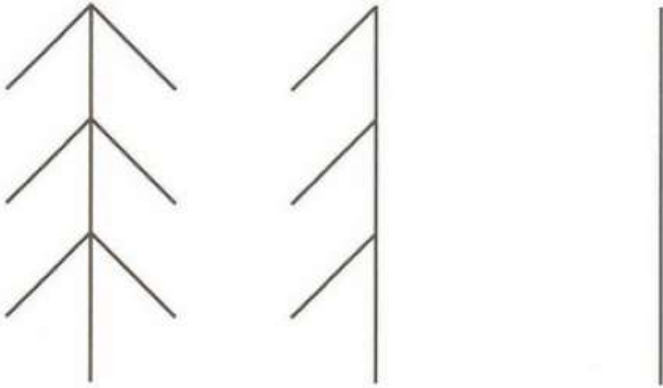


Problem 5

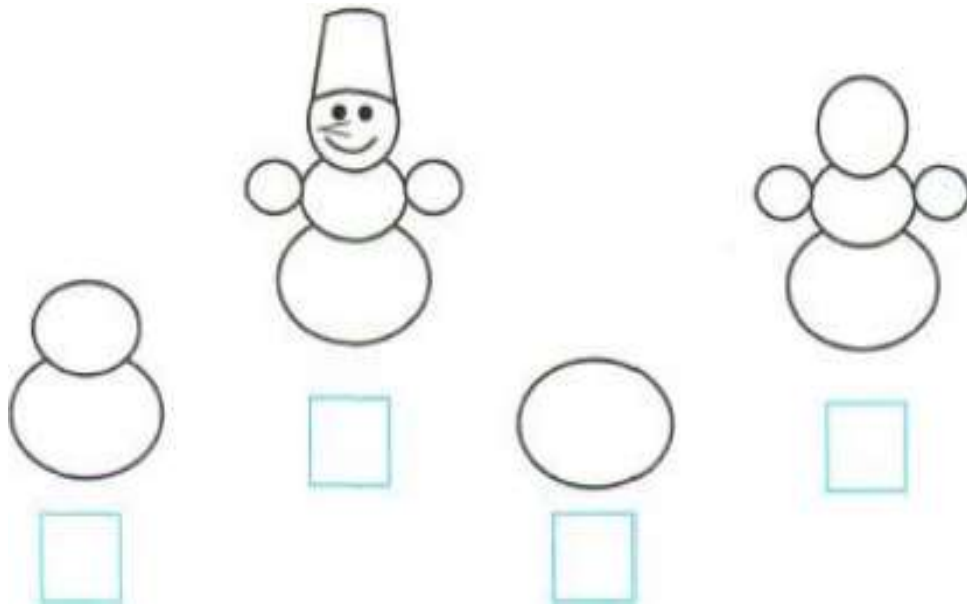
Draw a line in the middle of the path and without lifting your pencil.



Finish drawing each pine tree.



Put the pictures in order. Write 1, 2, 3, 4 in the boxes according to the order.



Problem 6

Find these objects in the picture and color them.

