



Math Enrichment 4-5

Home Work 2


Problem 1 Find apples of the same size and connect them by a line.



Problem 2 Look at each row below. Circle the object that doesn't belong. Explain why.



Problem 3 How many cubes does each child have? Who has more/less? How else can you describe the picture (try to use “zero”, “a lot” etc.)





Count how many apples are on the tree. Write the amount in the box.

How many apples are left on the tree if the girl put them all into her basket?

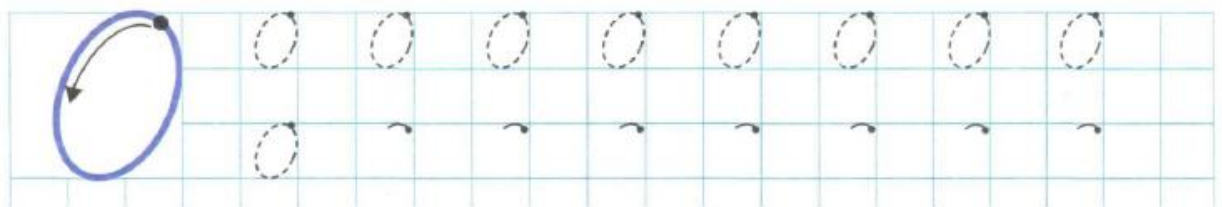


Problem 4

On each picture find big and small objects. Count them. Which objects are more and which are less?




Trace **0** and finish the pattern.



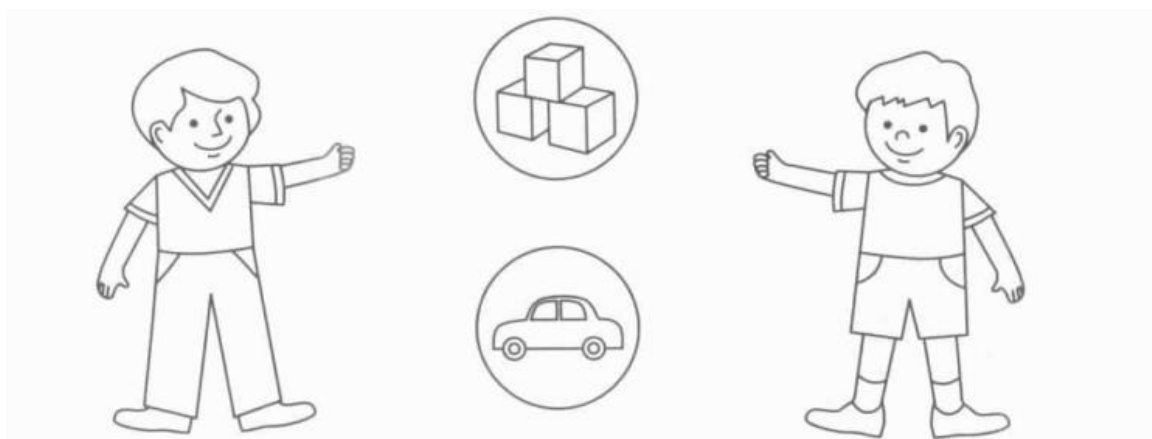
Problem 5

Describe the picture using “above”, “under”, “left”, “right”, “on”. Color the picture if you like.



Problem 6

Nicholas and Alex had a play date. Each boy only played with one toy. Nicholas does not like to play with cars. Which toy did each boy play with?



Problem 7

In this picture name the shapes, count the shapes and write the numbers in the boxes. Don't forget about 0. Cut and glue the shapes to recreate the picture.

