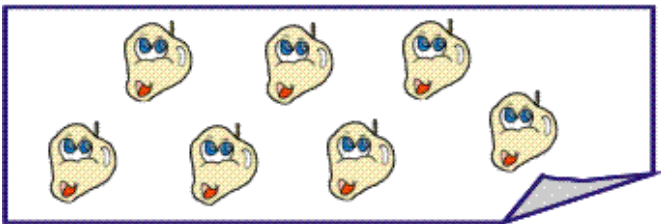
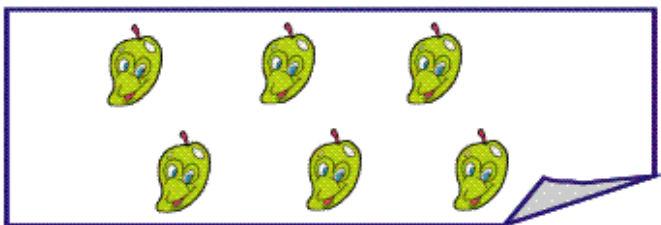
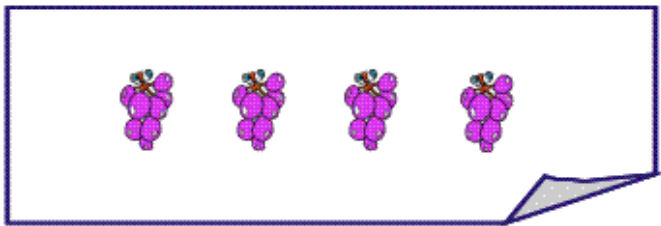




Home Work 0

**Problem1** Look at the picture. Count the objects in each box, match the number of objects with its corresponding number.



4

5

6

7


8

**Problem 2** Group the objects and circle each group. Name the groups (i.e. Flowers, Furniture, Fruits, Shapes)



**Problem 3**

Study carefully each picture on the next page. Cut out pictures and put them in the logical order of the story. Glue the picture on the separate paper or cardboard. Name your story. Bring your picture story to our next class. Be prepared to tell us the story.



**Problem 4** Color the pictures according to the given clue on the right. The color of each pencil corresponds to the shape next to it. Name each color and shape.

