

Homework

- 1 **In your notebook**, solve the equations and write your solutions similarly to the example. Copy your answers here. Make drawings if needed.

$$x - 329 = 405$$

$$x =$$

$$876 - y = 319$$

$$y =$$

$$z - 780 = 99$$

$$z =$$

- 2 Compare:

$$a + 1 \dots a + 3$$

$$b - 1 \dots b - 3$$

$$40 - x \dots 30 - x$$

$$a + x \dots a + x + 1$$

$$b - x \dots b - (x + 1)$$

$$b - x \dots b - (x - 1)$$

$$30 + x \dots 30 + x - 1$$

$$30 + x \dots 30 + (x - 1)$$

$$w + x \dots w + (x - 1)$$

- 3 Mark the order of operations and calculate:

$$26 + 18 - 12 - 4 = \underline{\hspace{2cm}}$$

$$48 - 14 + 9 - 6 = \underline{\hspace{2cm}}$$

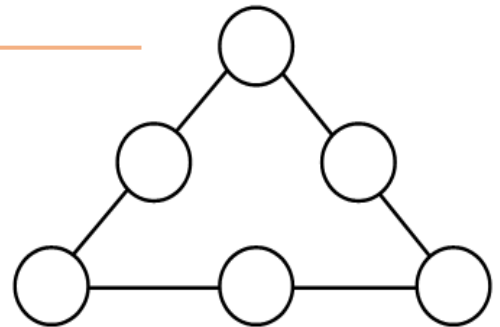
$$26 + 18 - (12 - 4) = \underline{\hspace{2cm}}$$

$$48 - (14 + 9) - 6 = \underline{\hspace{2cm}}$$

$$26 + (18 - 12) - 4 = \underline{\hspace{2cm}}$$

$$48 - 14 + (9 - 6) = \underline{\hspace{2cm}}$$

- 4 Write the numbers 1, 2, 3, 4, 5, and 6 into the circles so that the sum on the numbers along each side of the triangle would be the same.

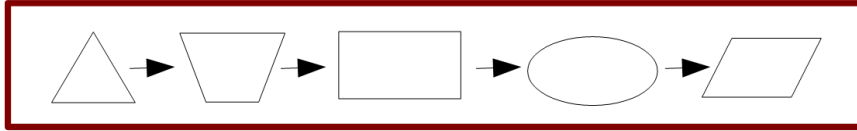


- 5 Foxy Tail and Little Joe received the same number of candies from their Granny. Foxy Tail gave a candy to each of his 5 friends. Little Joe gave a candy to each of his 4 friends. Who had more candies left and how many more?

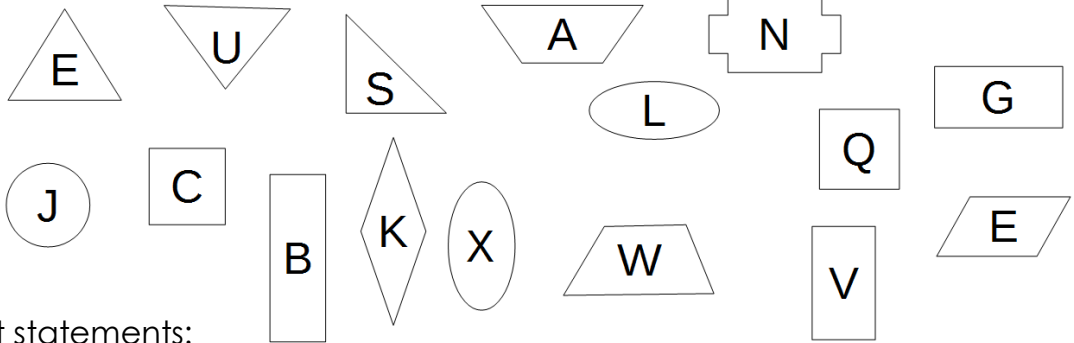


6

Connect the shapes according to the scheme:



Write the resulting word into the frame:



Check the correct statements:

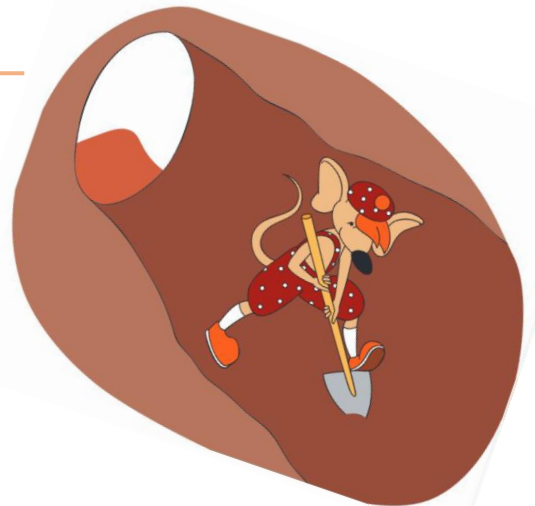
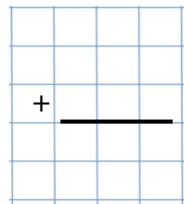
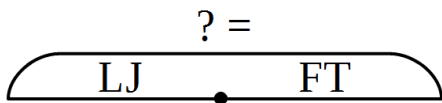
The resulting word means a bird _____

The resulting word means a mammal _____

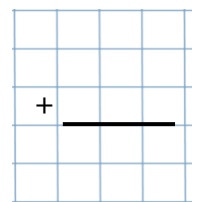
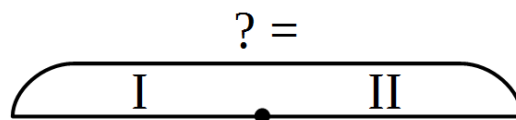
The resulting word means an animal _____

7

a) Little Joe and Foxy tails were taking turns digging a mouse tunnel. Foxy tail dug 1 m 6 dm 4 cm. His brother dug only 9 dm 3 cm. How long was the tunnel the brothers dug?



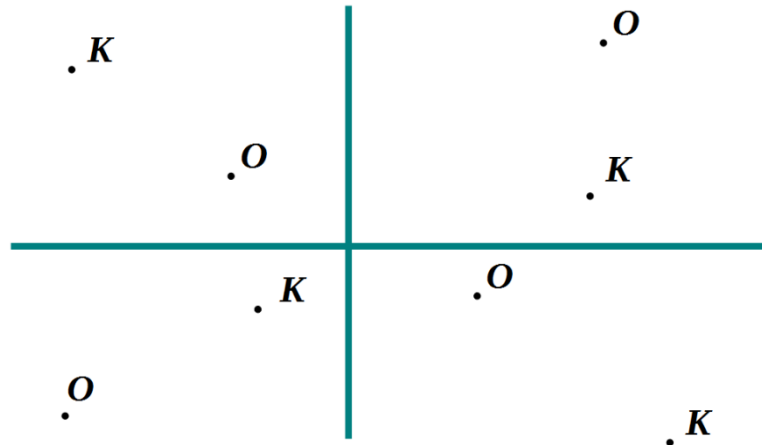
b) The next day the brothers continued digging the tunnel and dug 12 dm 5 cm. How long did the tunnel become at the end of the second day?



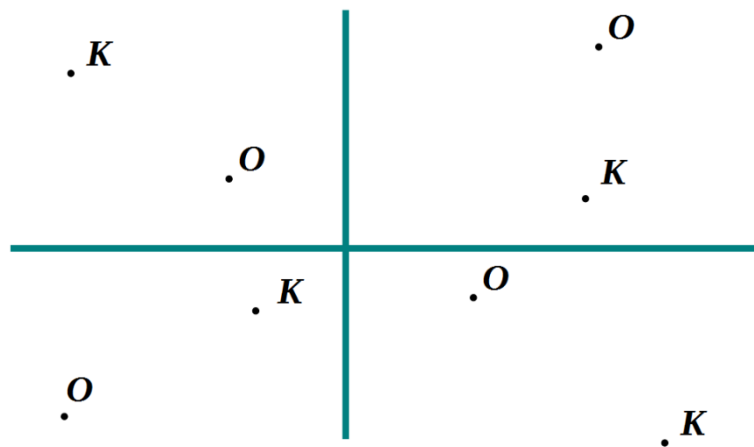
8

Use a ruler to plot an angle $\angle AOB$ so that the point **K** would be ...

... **a)** inside the $\angle AOB$ (label points **A** and **B**, color $\angle AOB$)

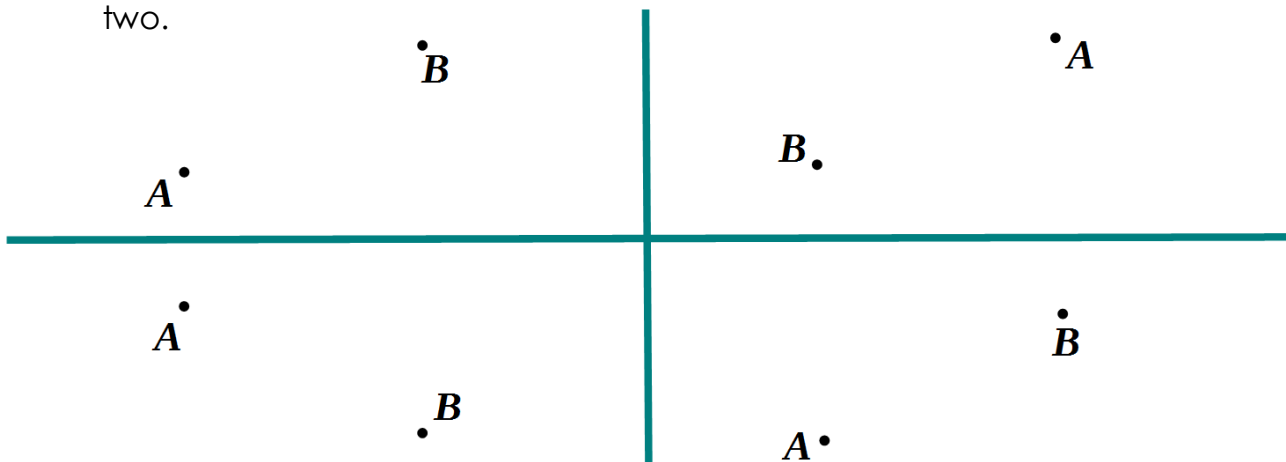


... **b)** outside the $\angle AOB$ (label points **A** and **B**, color $\angle AOB$)



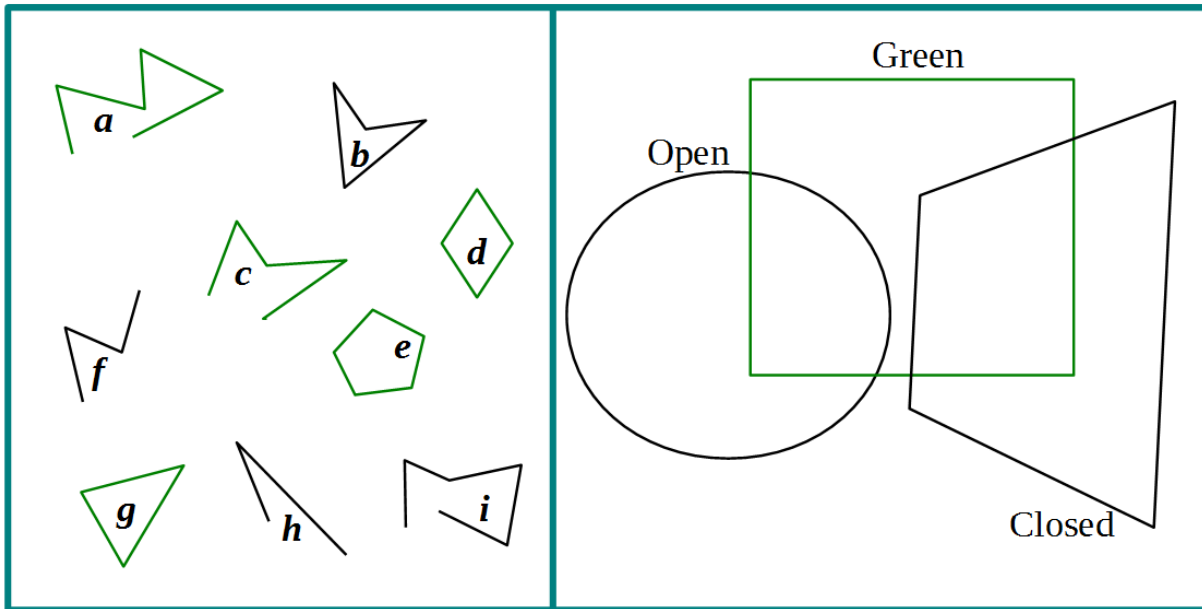
9

Make a right-angle template and use it to plot a right angle with the vertex in the point **A** and one side passing through the point **B** in the top two figures and with the vertex in the point **B** and one side passing through the point **A** in the bottom two.



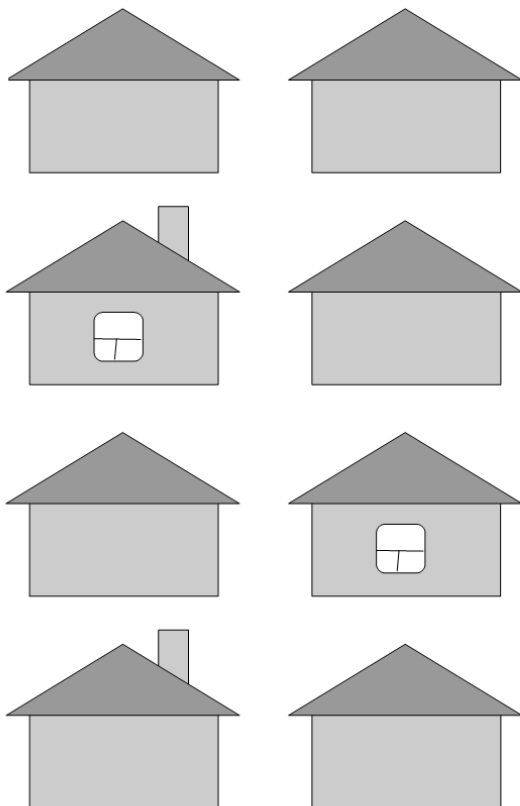
10

Write the names of the polygonal chains into the Venn diagram:



11

Add the necessary chimney pipes and windows to the drawing on the left following the instruction in the table (4 houses with a pipe, etc.). Afterward, complete the table.

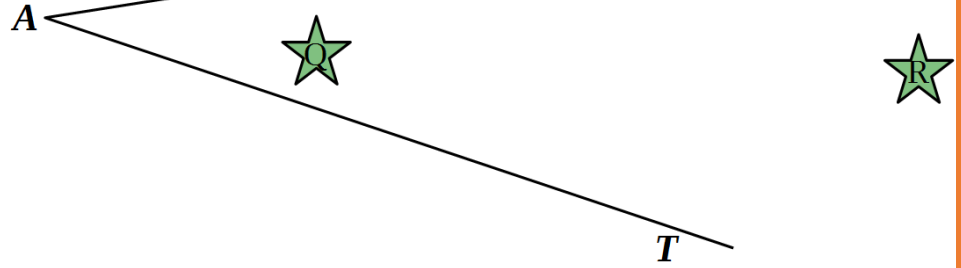


Sets of houses		
	- on the plot	8
	- with a pipe	4
	- with a window	4
	- with a pipe and a window	<input type="checkbox"/>
	- with a window but no pipe	<input type="checkbox"/>
	- with a pipe or a window	<input type="checkbox"/>
	- with no pipes no windows	2

12

How many stars are inside of the angle $\angle PAT$? *P*

List these stars: _____

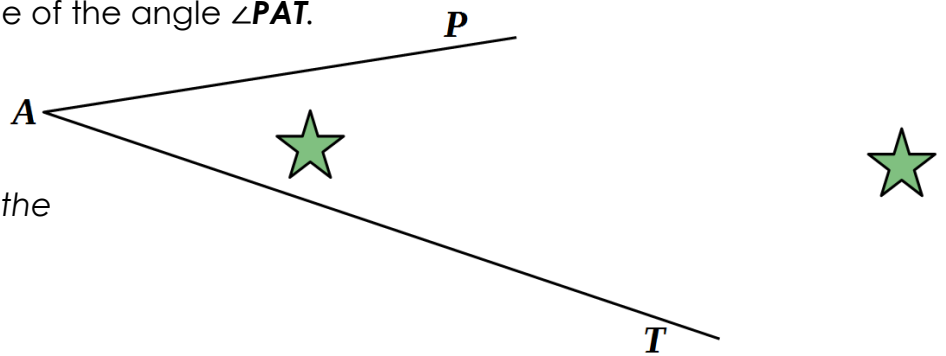


13

Complete the following drawing to make one of the following statements True and one False.

___ 1) There are three stars inside of the angle $\angle PAT$.

___ 2) There are two stars inside of the angle $\angle PAT$.



Write "T" in front of the true statement and "F" in front of the false one.

14

"Program" the Black Box to perform another operation and ask somebody to figure out what operation the Black Box performing.

