


Algebra.

In a process of measurement, we compare a standard unit, such as 1m for length, 1kg for mass, 1degree Celsius for temperature, and so on (we can use another standard units, for example 1 foot, 1 degree Fahrenheit) with the quantity we are measuring. It is very likely that our measurement will not be exact and whole



number of standard units will be either smaller, or greater than the measured quantity. In order to carry out more accurate measurement we have to break our standard unit into smaller equal parts. We can do this in many different ways. For example, we can take $\frac{1}{2}$ of a standard unit and continue measuring. If we didn't get exact n units plus $\frac{1}{2}$ of a unit we have to subdivide further:

$$n + \frac{1}{2} + \frac{1}{2} \cdot \left(\frac{1}{2}\right) + \dots$$

It turns out that perhaps the most convenient way is to divide a unit into 10 equal parts, then each of one tenth into another 10 even smaller equal parts and so on. In this way we will get a series of fractions with denominators 10, 100, 1000 and so on:

$$\frac{1}{10}, \frac{1}{100}, \frac{1}{1000} \dots$$

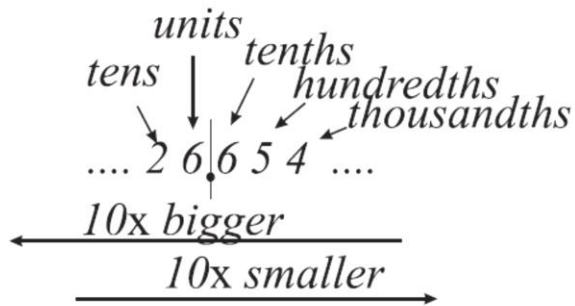


The result of our measurement can be written in a 10 based place value system.

$$10 \cdot 2 + 1 \cdot 6 + \frac{1}{10} \cdot 6 + \frac{1}{100} \cdot 5 + \frac{1}{1000} \cdot 4 = 10 \cdot 2 + 1 \cdot 6 + \frac{6}{10} + \frac{5}{100} + \frac{4}{1000}$$

$$= 10 \cdot 2 + 1 \cdot 6 + \frac{600}{1000} + \frac{50}{1000} + \frac{4}{1000}$$

Of course all such numbers can be expressed in the fractional notation as fractions with denominators 10, 100, 1000 ..., but in decimal notation all arithmetic operations are much easier to perform.



1. Write in decimal notation the following fractions:

$2\frac{4}{10} =$	$1\frac{1}{10} =$
$4\frac{9}{10} =$	$4\frac{333}{1000} =$
$24\frac{25}{100} =$	$8\frac{45}{1000} =$
$98\frac{3}{100} =$	$75\frac{8}{10000} =$
$1\frac{1}{100} =$	$9\frac{565}{10000} =$

2. Compute:

$$1.2 + 2.3 + 3.4 + 4.5 + 5.6 + 6.7 + 7.8 =$$

$$2.3 + 3.4 + 4.5 - 5.6 + 6.7 + 7.8 + 8.5 + 9.2 =$$

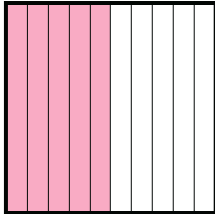
$$1.7 + 3.3 + 7.72 + 3.28 + 1.11 + 8.89 =$$

$$18.8 + 19 + 12.2 + 11.4 + 0.6 + 11 =$$

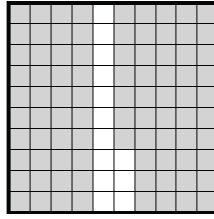
3.

Determine the amount shaded of the whole. Write your answer as a decimal.


1)



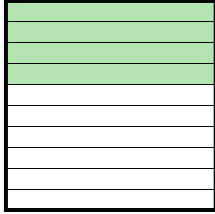
2)



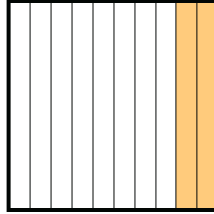
3)



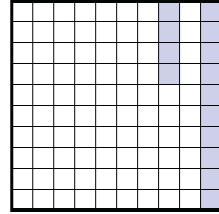
4)



5)

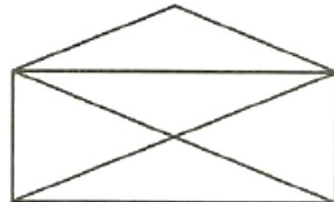
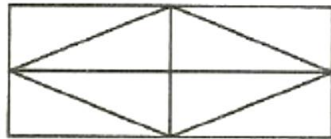
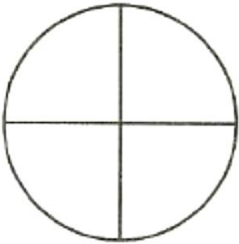


6)



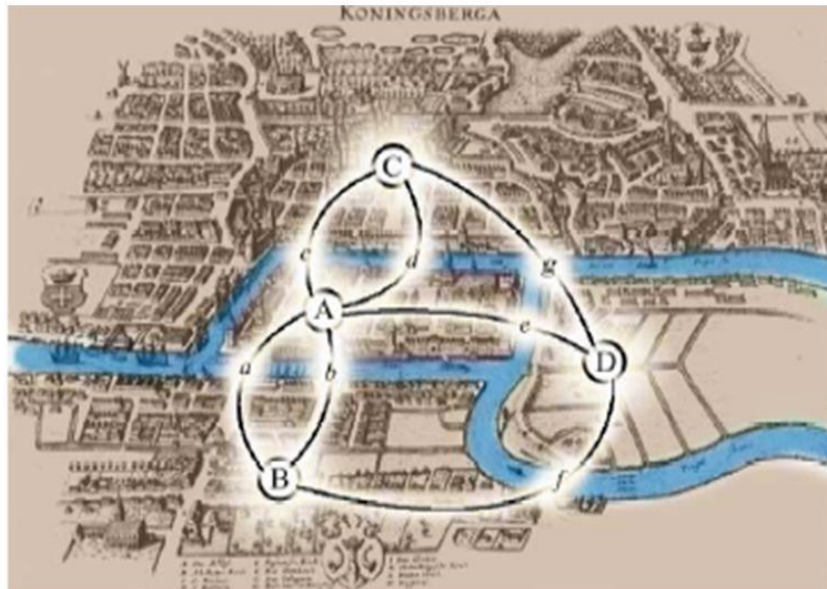
Geometry.

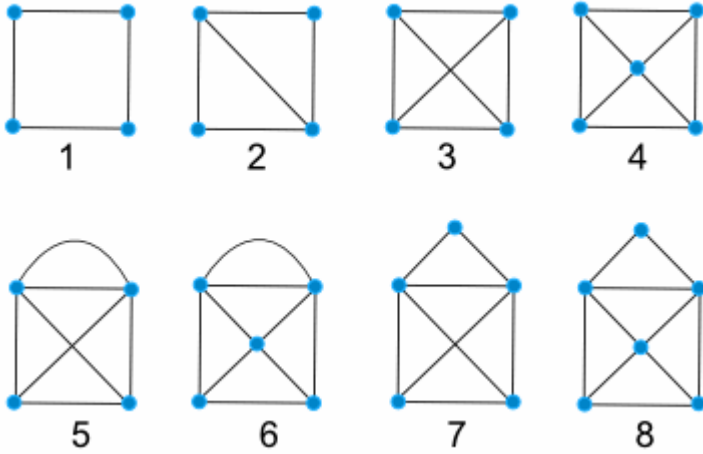
We did many problems about how to draw a picture without tracing twice any segment in a figure. Can you tell right away which figure can be traced this way and which cannot?



The old town of Königsberg has seven bridges:

Can you take a walk through the town, visiting each part of the town and crossing each bridge only once?





number	Yes or no?

- A point is called a **vertex** (plural vertices)
- A line is called an **edge**.
- The whole diagram is called a **graph**.

1. Rewrite without the parenthesis:

$$a - (b - (c + 4)) =$$

$$x - (3 - (x + 6)) =$$

$$a - (a - (a - 10)) =$$

$$c - (c - (c - d)) =$$

2. Fill in the missing expression in the parenthesis:

$$x - (\underline{\hspace{2cm}}) = x - a + b - c$$

$$x - y = (x - a) + (\underline{\hspace{2cm}})$$