

Homework 21.

1 Add and subtract. Finish calculations according to the examples.

$$\begin{array}{c} \cdot \\ \cdot \\ \cdot \\ \cdot \\ \cdot \end{array} + \begin{array}{c} \cdot \\ \cdot \\ \cdot \end{array} = \begin{array}{c} \cdot \\ \cdot \\ \cdot \\ \cdot \\ \cdot \\ \cdot \\ \cdot \end{array} = \triangle \cdot$$

$$9 + 3 =$$

$$\begin{array}{c} \cdot \\ \cdot \\ \cdot \\ \cdot \end{array} + \begin{array}{c} \cdot \\ \cdot \\ \cdot \end{array} =$$

$$8 + 6 =$$

$$\begin{array}{c} \cdot \\ \cdot \\ \cdot \\ \cdot \end{array} + \begin{array}{c} \cdot \\ \cdot \\ \cdot \\ \cdot \\ \cdot \end{array} =$$

$$7 + 5 = 12$$

$$\triangle \cdot - \begin{array}{c} \cdot \\ \cdot \\ \cdot \\ \cdot \end{array} = \begin{array}{c} \cdot \\ \cdot \\ \cdot \\ \cdot \\ \cdot \\ \cdot \\ \cdot \end{array}$$

$$13 - 4 =$$

$$\triangle \cdot - \begin{array}{c} \cdot \\ \cdot \\ \cdot \end{array} =$$

$$11 - 3 =$$

$$\triangle \cdot - \begin{array}{c} \cdot \\ \cdot \\ \cdot \end{array} =$$

$$12 - 5 = 7$$

Calculate.

$\begin{array}{r} +1 \\ 36 \\ + 6 \\ \hline 42 \end{array}$	$\begin{array}{r} 34 \\ + 7 \\ \hline \end{array}$	$\begin{array}{r} 48 \\ + 8 \\ \hline \end{array}$	$\begin{array}{r} 32 \\ + 9 \\ \hline \end{array}$	$\begin{array}{r} 77 \\ + 5 \\ \hline \end{array}$	$\begin{array}{r} 23 \\ + 8 \\ \hline \end{array}$	$\begin{array}{r} 45 \\ + 7 \\ \hline \end{array}$
---	--	--	--	--	--	--


$\begin{array}{r} -1 \\ 30 \\ - 6 \\ \hline 24 \end{array}$	$\begin{array}{r} 30 \\ - 7 \\ \hline \end{array}$	$\begin{array}{r} 31 \\ - 7 \\ \hline \end{array}$	$\begin{array}{r} 32 \\ - 7 \\ \hline \end{array}$	$\begin{array}{r} 70 \\ - 8 \\ \hline \end{array}$	$\begin{array}{r} 71 \\ - 3 \\ \hline \end{array}$	$\begin{array}{r} 40 \\ - 7 \\ \hline \end{array}$
---	--	--	--	--	--	--

2

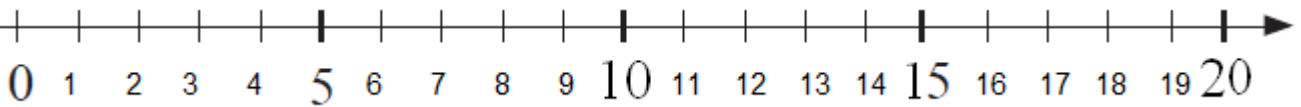
Unfortunately, it was time to go home and we did not finish our game. Fortunately, I have a chess at my house and I really want to practice my moves, I think I need it (I am white). I remember almost every position but not all. Can you text me the position of some pieces, please?

Piece	King	Queen	Rook	Bishop	Knight	Pawn
Number	1	1	2	2	2	8
Symbols	 	 	 	 	 	 

Wh. knight	
Wh. knight	
B. knight	
B. rook	
B. rook	
W. queen	
B. king	




3



- Bunny was jumping on a number line and landed on 5. His friend Carrot jumped and landed on 4 numbers further. How far did the second bunny jump? _____
- 18 children divided into 2 equal teams. How many children were there per team?

- 25 carrots were divided between 5 bunnies equally. How many carrots did each bunny get?



4. 30 apples were divided equally into 5 bags. How many apples were in each bag?



5. 5 students solved 20 equations during the lesson. How many equations did each student solve if they all shared work equally?

4


A square is divided in 9 smaller squares. In the four of them, there are four numbers. Add numbers to empty cells in such a way that the sum of each row and each column will be the same.

8		6
	5	
	9	2

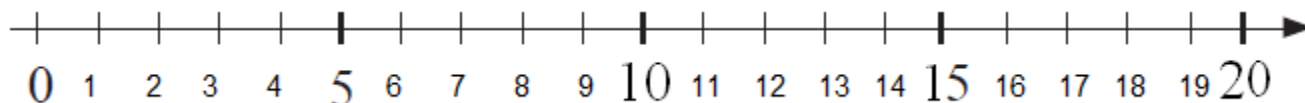

5

You are given several rectangles. Each one is divided into two parts. Each part should have a number.

1. Knowing that the number in the bottom part is **2 more** than the number in the top part, fill in the missing numbers.



2. Figure out the rule and fill up the empty spaces. How this line is differing from the line above?



6

Insert an appropriate sign (+ or -)..

$9 - 8 * 3 * 2 * 6 = 12$	$7 - 4 * 5 * 3 * 1 = 12$	$6 * 2 * 4 = 12$
--------------------------	--------------------------	------------------

7 Solve for X.



$$X + 46 = 78$$

$$X =$$

$$X =$$

Check:



$$X - 54 = 33$$

$$X =$$

$$X =$$

Check:



$$87 - X = 33$$

$$X =$$

$$X =$$

Check:



$$58 - X = 30$$

$$X =$$

$$X =$$

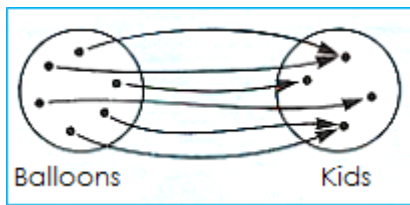
Check:



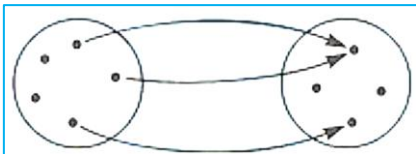
8 1. Complete the graph according to the picture.



2. Draw balloons for the kids so that the picture will be correspond to the graph to the left.



3. Make up your own story about graph below:



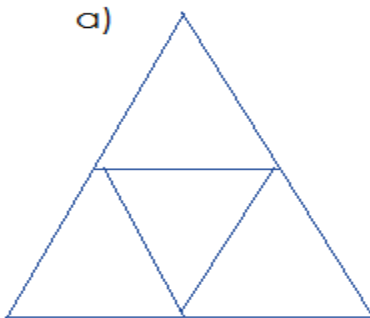
9

Calculate the problem below, writing them in columns first. Make sure that you write ones under ones and tens under tens.

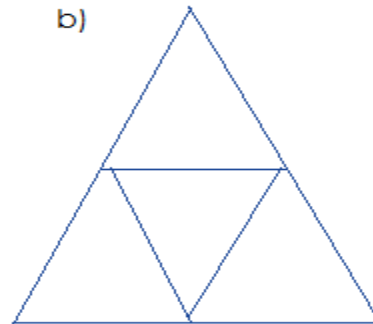
$22 + 3 =$ $+$ _____	$11 - 1 =$ $-$ _____	$47 - 6 =$ $-$ _____	$93 + 6 =$ $+$ _____
$46 + 32 =$ $+$ _____	$75 - 52 =$ $-$ _____	$87 - 54 =$ $-$ _____	$58 - 28 =$ $-$ _____
$10 + 68 =$ $+$ _____	$65 + 22 =$ $+$ _____	$13 + 45 =$ $+$ _____	$99 - 88 =$ $-$ _____

10

Take away 3 segments to have only:
a) 1 triangle



b) 2 triangles



Use 7 segments to draw 2 squares:

Use 5 segments to draw 2 triangles:

11

Cut out the squares below and cut them into tangram pieces as shown. Using parts of the square make the pictures below (a heron) and glue them to the piece of construction paper.

