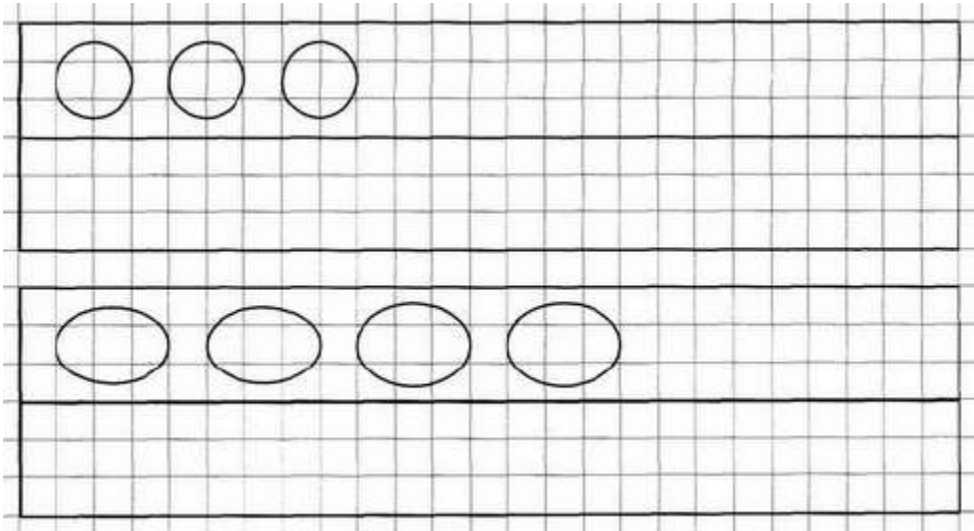


Math 0

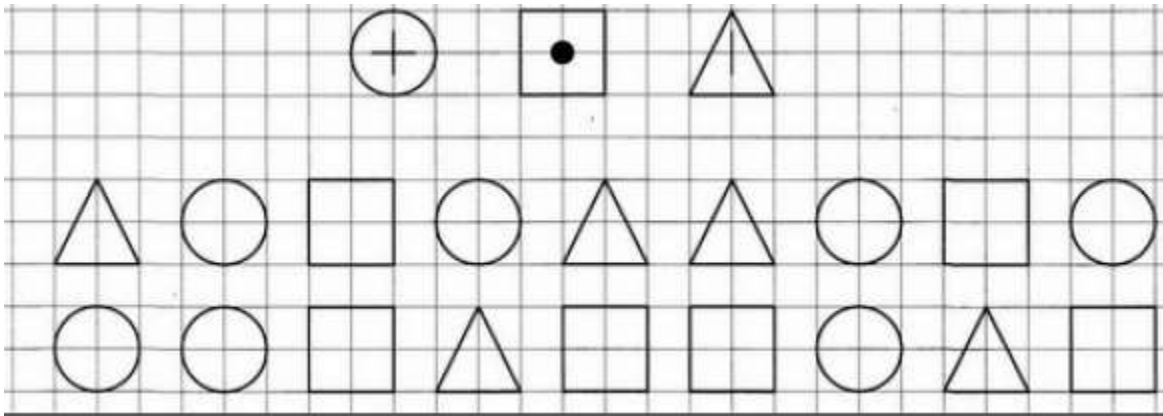
Homework 1

Problem 1

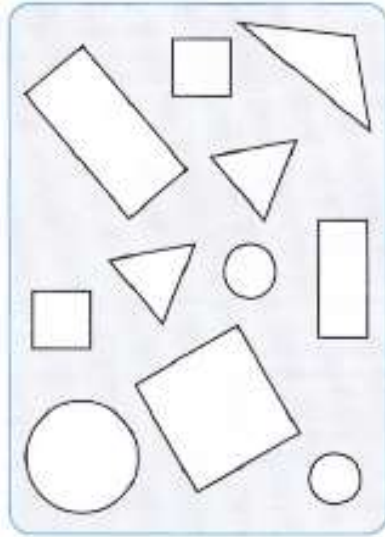

Under the row of shapes, draw the same shapes in a way so that there will be MORE shapes on the bottom row than on the top row.



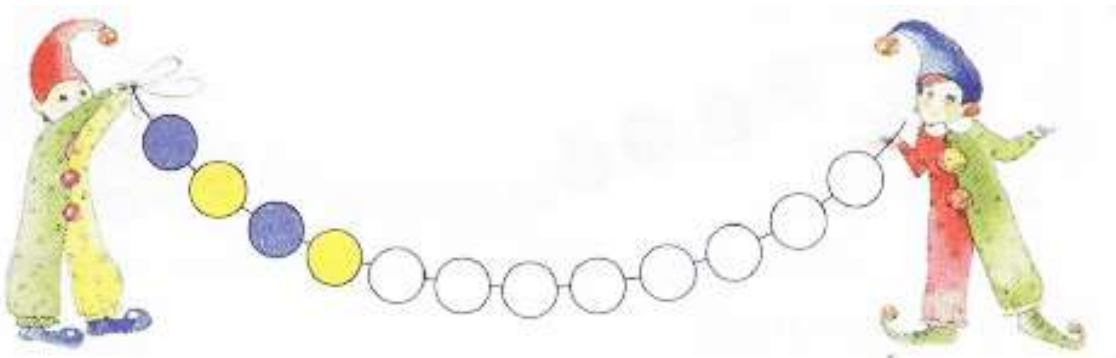
Continue drawing the symbols inside each shape according to the pattern.





Problem 2 Look at the shapes in the boxes. Color in all of the shapes according to the pattern. Name all of the shapes and colors. Count the shapes in the boxes, write the number next to the shapes below.





Color in the beads according to the pattern.



Draw the missing pictures by following the pattern.



Problem 3 What do the squares remind you of? Draw something interesting out of each square. Use your imagination.



Problem 4


Look at the problems below. Notice “-2” subtraction. Subtract and write the answers inside the empty squares below:

$$\frac{3 - 2}{3 - 1 - 1} = \square$$

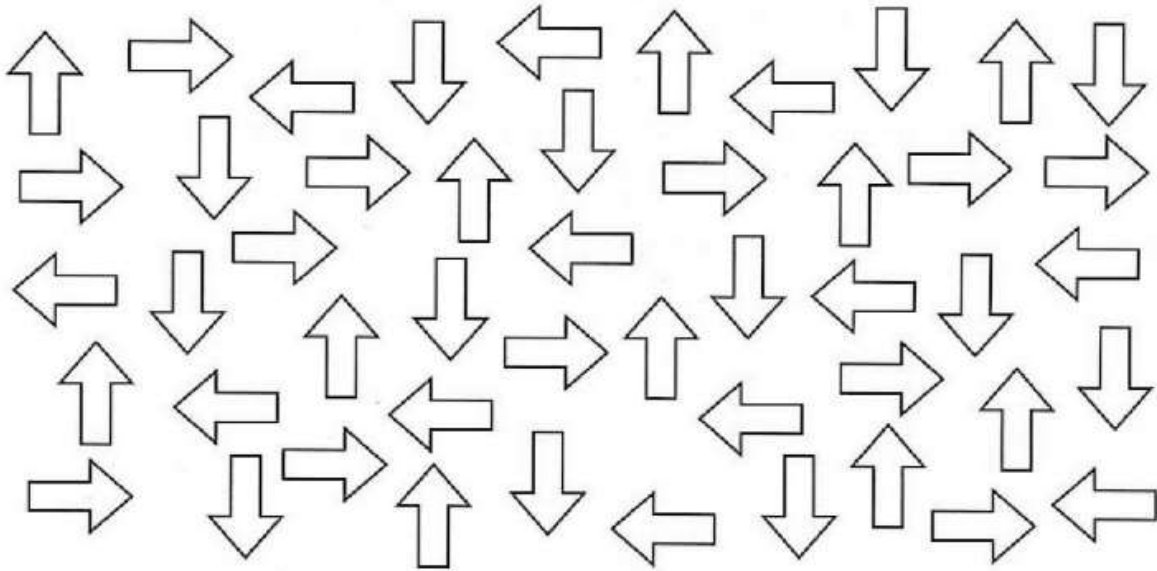
$$\frac{6 - 2}{6 - 1 - \square} = \square$$

$$\frac{9 - 2}{9 - 1 - \square} = \square$$

Problem 5 Color the fish that are swimming to the left red and the ones swimming to the right yellow.



Color in all the arrows that point to the left, red and all the arrows that point to the right, blue, down - yellow, up - green.



Problem 6 Solve using the number line.



$$0 + 1 + 1 = \square$$

$$0 + 2 = \square$$

$$2 + 1 + 1 = \square$$

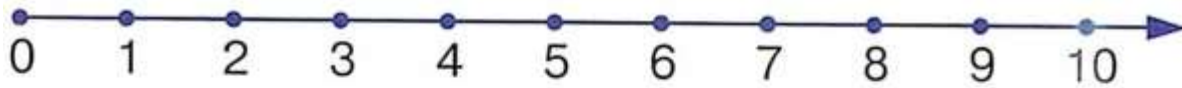
$$2 + 2 = \square$$

$$5 + 1 + 1 = \square$$

$$5 + 2 = \square$$

$$8 + 1 + 1 = \square$$

$$8 + 2 = \square$$



$$2 - 1 - 1 = \square$$

$$2 - 2 = \square$$

$$5 - 1 - 1 = \square$$

$$5 - 2 = \square$$

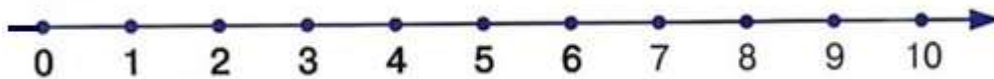
$$7 - 1 - 1 = \square$$

$$7 - 2 = \square$$

$$10 - 1 - 1 = \square$$

$$10 - 2 = \square$$

Solve using the number line.



$$5 - 1 =$$

$$7 - 1 =$$

$$8 + 2 =$$

$$10 - 5 =$$

$$4 + 2 =$$

$$3 + 1 =$$

$$6 - 3 =$$

$$8 - 3 =$$

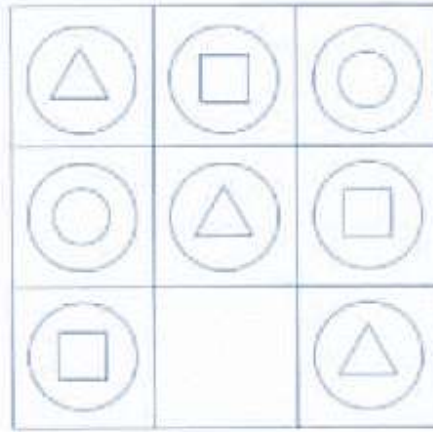

$$6 + 3 =$$

$$2 + 2 =$$

$$1 + 4 =$$

$$4 - 4 =$$

Problem 7 Find the regularity and complete the picture.



Problem 8 Connect the dots from 1 to 20.

