

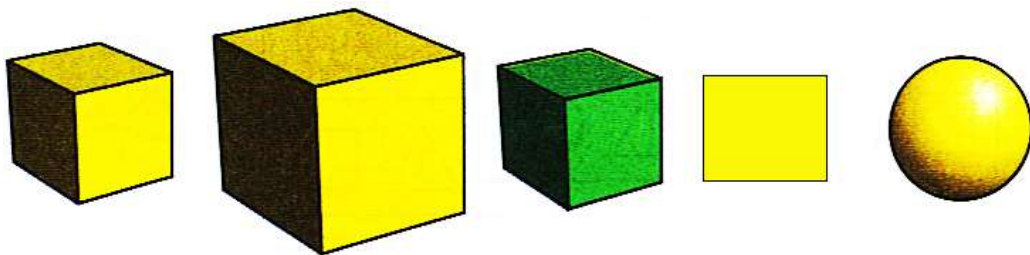
## Classwork 16.

**Problem 1.** Review: Cone, Cylinder, Sphere.  
Discuss: Rectangular prism, Cube, Pyramid.

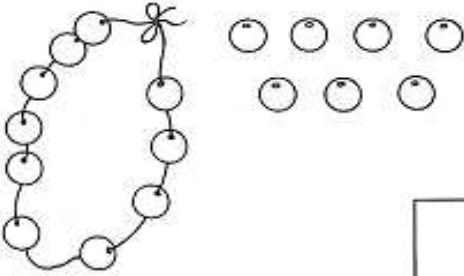




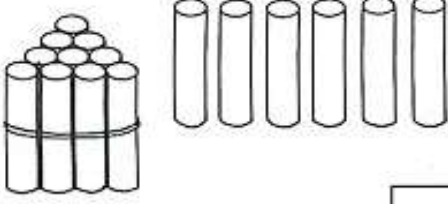


**Problem 2.** Look at the “bags” with the shapes. What do you notice? Draw in the missing shapes according to the theme (pattern). Record the number expressions in the blue boxes.

The image shows several bags of shapes and empty boxes for a pattern activity. The bags are arranged in two rows. The first row has four bags. The first bag contains a mix of shapes: a small blue square, a large blue square, a large orange square, two small orange triangles, and three small green triangles. The second bag contains two ovals; the left oval has two orange triangles and the right oval has three green triangles. Below this bag is a blue box containing the expression  $2 + 3$ . The third bag is empty with a blue shape and an orange shape above it and the word "and" between them. Below it is a blue box. The fourth bag is empty with a blue shape and a green shape above it and the word "and" between them. Below it is a blue box. The second row has three bags. The first bag contains an orange square and two orange triangles in the top oval, and three green triangles in the bottom oval. Below it is a blue box containing the expression  $3 + 3$ . The second bag is empty. Below it is a blue box containing the expression  $2 + 1$ . The third bag is empty. Below it is a blue box containing the expression  $1 + 5$ .

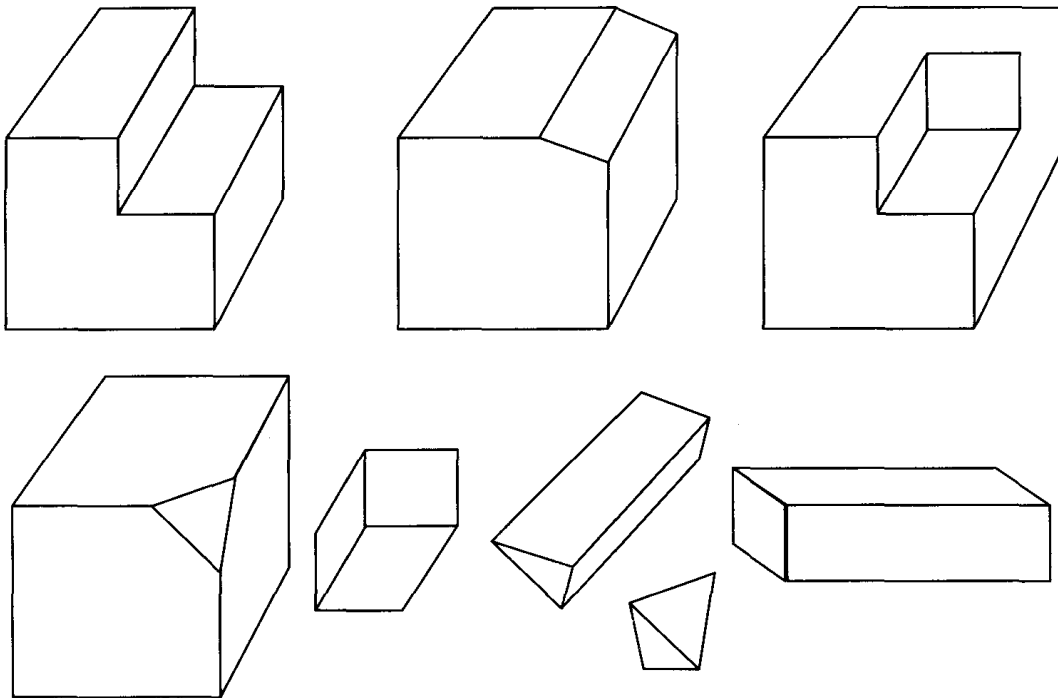
**Problem 3.** Find the object that does not belong and explain why.



**Problem 4.** Count the objects in the pictures, make a circle around a group of ten and then record the amount of these objects.

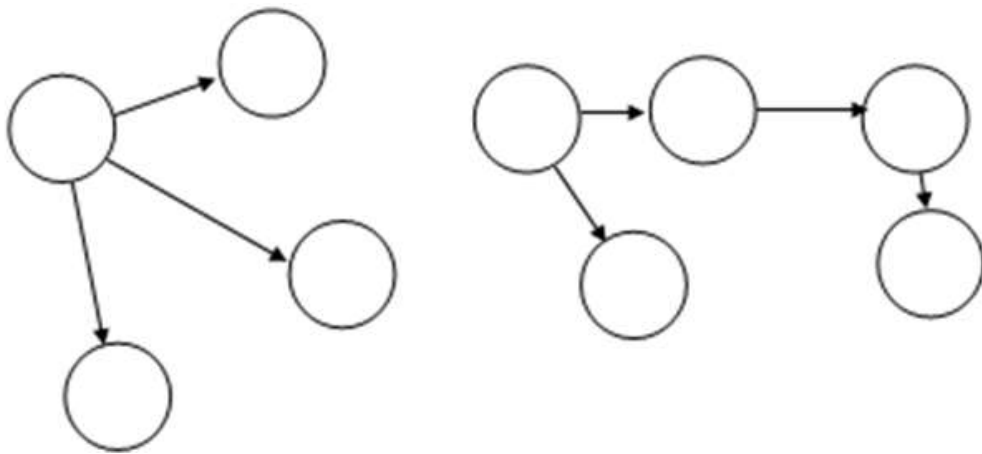
 <input type="text"/>	 <input type="text"/>
 <input type="text"/>	 <input type="text"/>
 <input type="text"/>	 <input type="text"/>
 <input type="text"/>	 <input type="text"/>

**Problem 5.** Find the missing parts of these prisms.



**Problem 6.** All of the circles need to be filled with numbers.

You may duplicate numbers as long as you follow the rule: the arrow goes from a smaller number to a larger number.

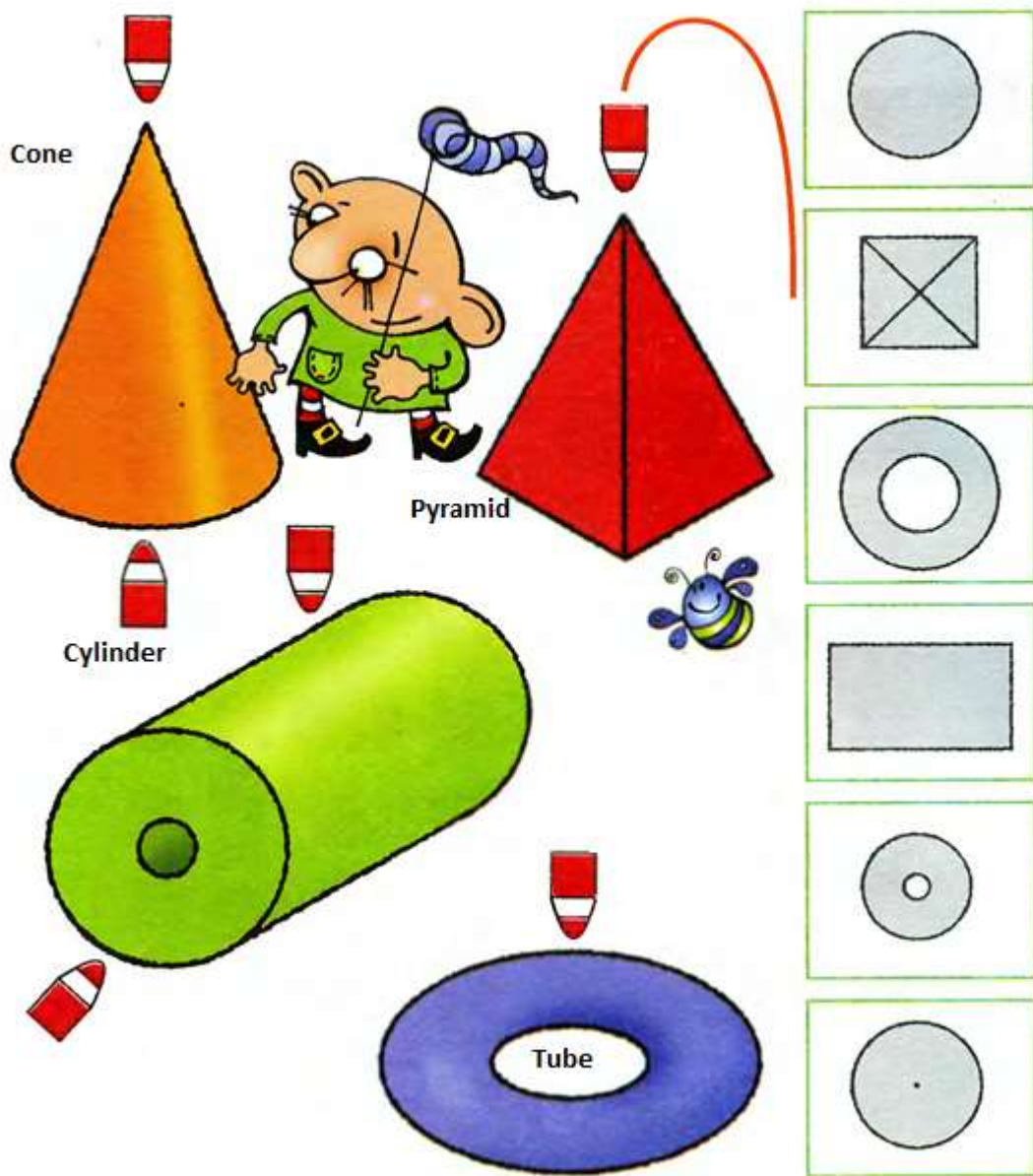


**Problem 7.** Look at the cone. Does it remind you of a wizard's hat? What do you think? Where does the cone have a point (apex)? The bottom of the cone is called the base. It has a circular flat base and curved side that ends in an apex point. If we look at the cone from the top, we can see a circle with a point in the center. Why do you think it's like that?

What shape has a pyramid base? (Square). Also the pyramid has sides. The 4 Side Faces are triangles which meet at the top (the apex). It has 5 Vertices (corner points). It has 8 Edges. A cylinder has two identical flat ends (base) that are circular or elliptical and one curved side.

How do these shapes look like from the red pencil point of view? What are their projections (photo)?

Connect each shape with the correct projection.



Torus - a round 3-D shape with a hole in the middle, like a tube or a doughnut.