

Enrichment 3-4

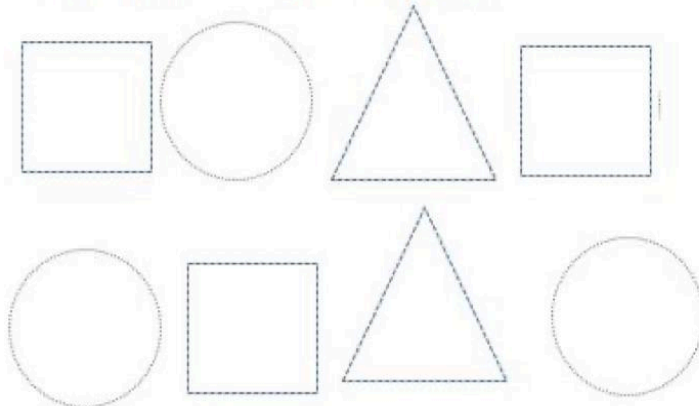
Homework 20

Problem 1

Trace the lines on the picture. Continue and color the pattern.

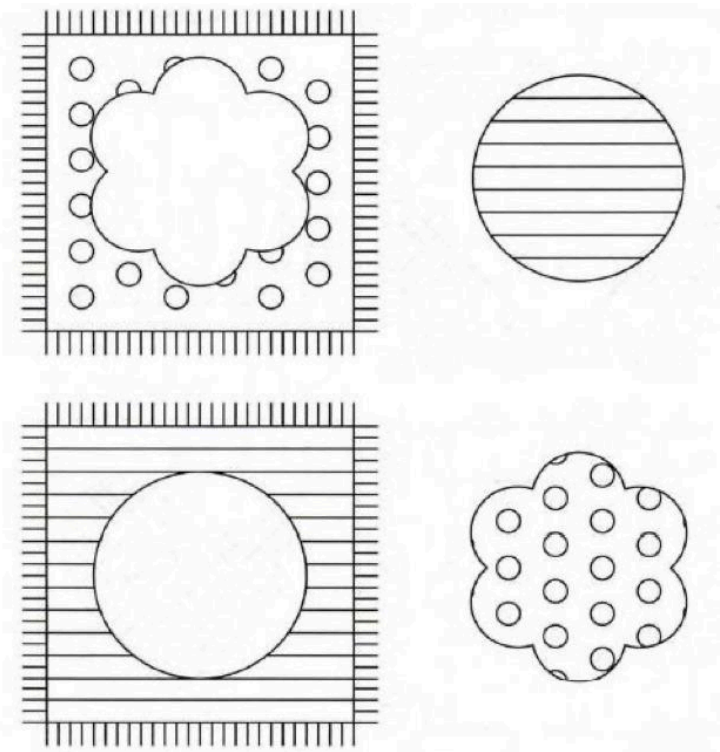


Trace the shapes and continue the pattern



Problem 2

Match the pattern.




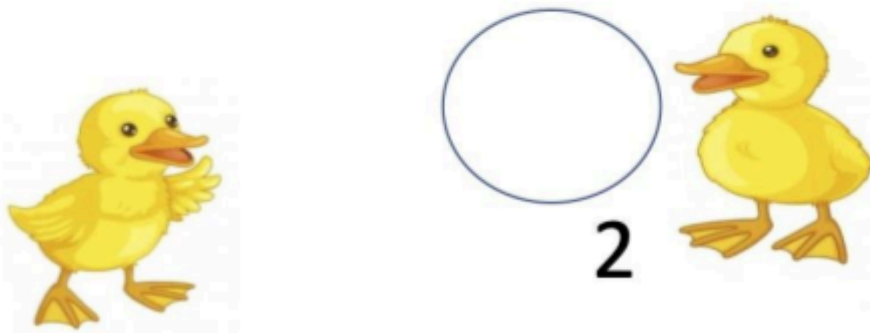


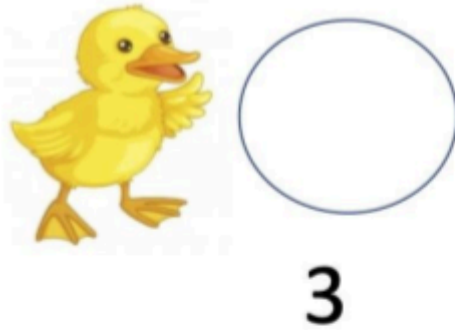
Problem 3

Find pairs and connect them by a line. Be very careful. Focus on details.



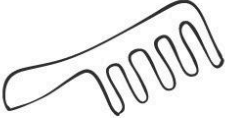




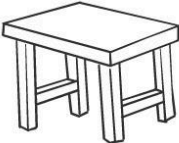

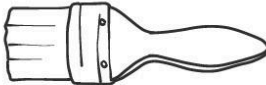




Problem 4

Count ducks on the picture. Then remind your child LEFT and RIGHT. Ask your child to point the ducks that are looking to the RIGHT, then looking to the LEFT. Then, count again how many are looking to the RIGHT, and how many to the LEFT, and how many ducks at all. "Feed" the ducks: draw as many dots in each circle as the number next to the circle shows.



Problem 5

Say the name of each letter and its sound. Trace the letters. Say the name of each picture. Circle the picture whose beginning sound matches the letter on each row.

| | | | |
|---|---|--|---|
| S | S |  |  |
| U | U |  |  |
| T | T |  |  |
| S | S |  |  |
| U | U |  |  |
| T | T |  |  |