


## Enrichment 3-4

### Homework#10

#### Problem 1.

Carefully follow the directions, identify positions, recall shapes, and recognize rows/columns. Draw a circle to the left of the star and a square to the right. Place a triangle above the star and an oval below the star. Fill in shapes in the first row to ensure they are all the same. What shapes did you add, and why? Identify the row that is not filled out yet. Consider the shapes you already drew and think about additional shapes you know, such as rectangles and diamonds. Complete the empty boxes with these shapes.




## Problem 2.

Look at the steam engine and train cars. Examine the windows. Connect the train cars by line matching the colors of the windows. What color would the last window of the train be?



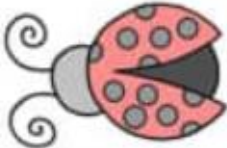
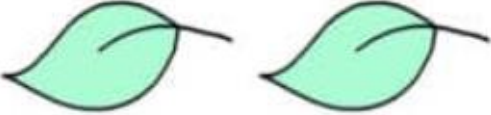



**Problem 3.** Find the mistake and correct it.



**Problem 4.**

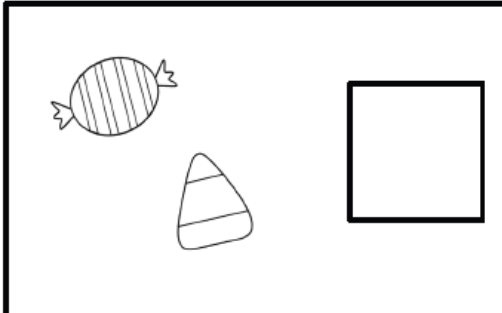
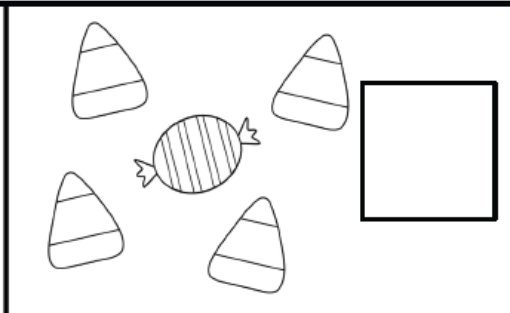
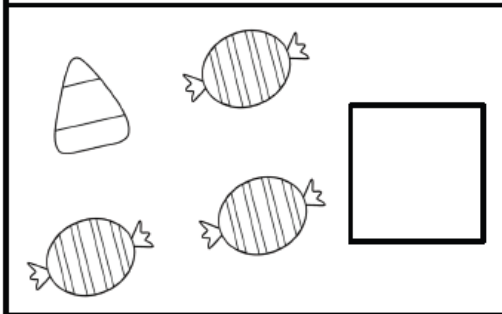
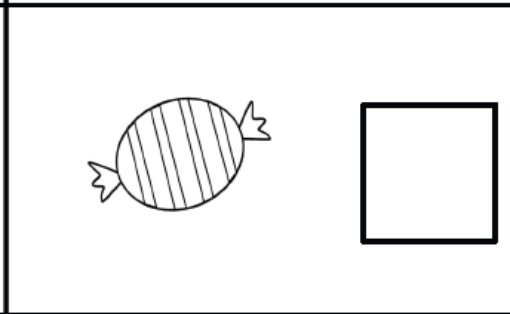
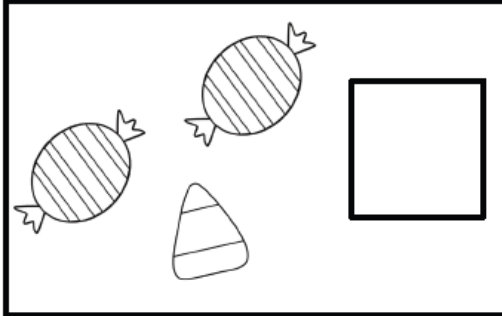
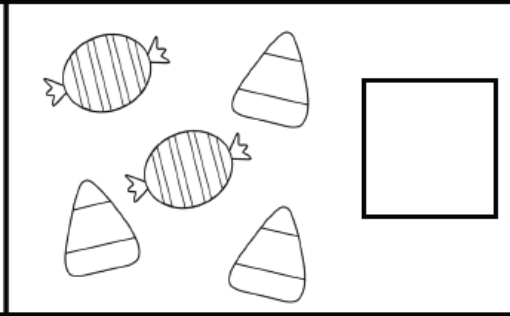
Choose the numbers on the bottom and copy the number inside the box that corresponds to the number of objects.



**Problem 5.**

Count and color different candies. Write the number of candies inside each box.

 <input type="text"/>	 <input type="text"/>
 <input type="text"/>	 <input type="text"/>
 <input type="text"/>	 <input type="text"/>

**Problem 6.**

Color the beads, then count. Circle the necklace with the greater amount of beads.

