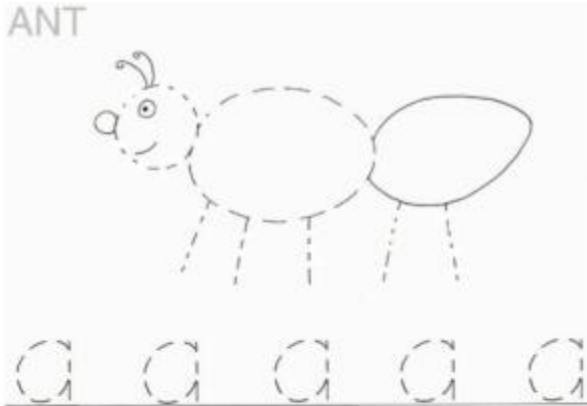


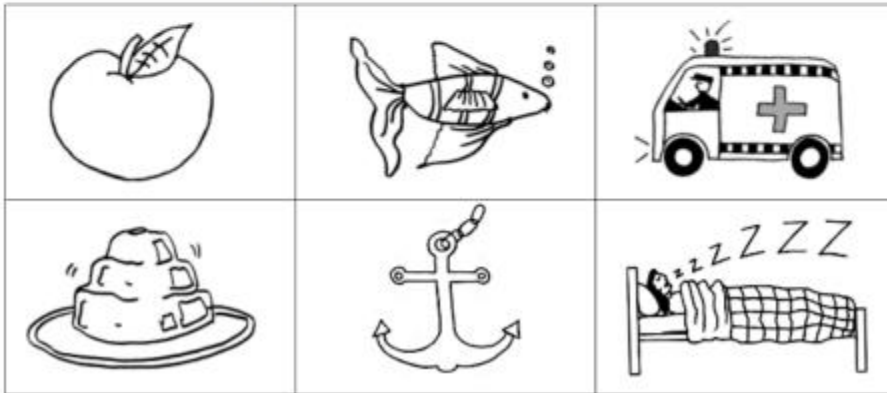
Homework#4

1. Review:

Trace.



**Color only the pictures that start with "Aa"**




**Practice tracing number 1 starting at the dot.**




**Try writing 1 starting at the dot**




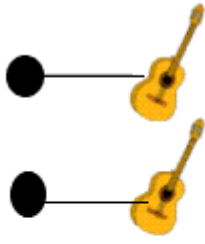
2. Recognize and color the apples with the number "1" in red



Count the objects inside each frame and trace the numbers. Then, try to "copy" and practice writing the numbers inside the empty boxes provided.

					1
1	1	1	1	1	

					1
1	1	1	1	1	

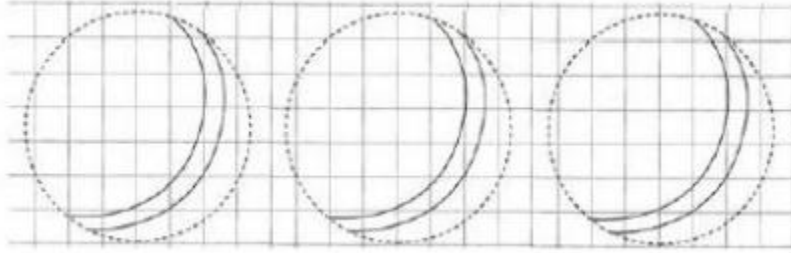
					2
2	2	2	2	2	

Please draw the same picture next to the original, but change 'the size' of the sun to be 'bigger than' the original picture of the sun, and 'the size' of the moon to be 'smaller than' the original picture of the moon.



3. There are three planets in the picture below. What can you say about their size: are they of the SAME SIZE or different SIZE?

Can you use colors to make planets look different?



Can you make the planets look different in size? Use the space below to draw:

Please read this poem to your child, and try to memorize it for the next class. Learn the letter "Bb"

Baa, baa, black sheep,  
Have you any wool?  
Yes, sir, yes, sir,  
Three bags full.



**Bb**

One for my master,  
One for my dame,  
And one for the little boy  
Who lives down the lane.

4. Let's pretend some animals live in similar places and look a bit alike (for example farm animals/birds etc.) Can you draw lines to connect the animals/birds that are similar in where they live and how they look?

