

1

Using a ruler draw lines going through points:

a) A and B

b) C and D

c) E and F

A •

B •

D •

E •

C •

F •

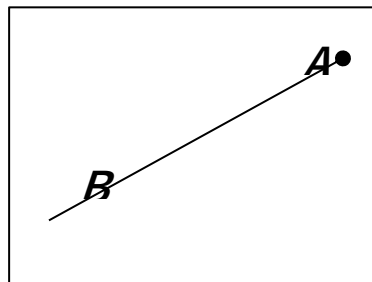
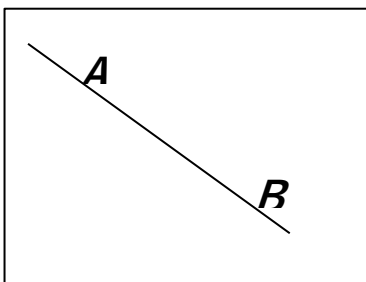
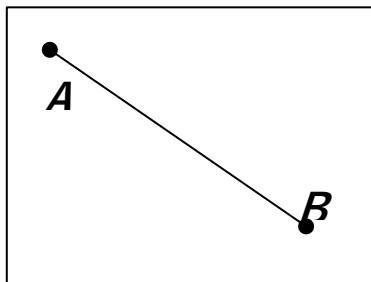
2

Connect the names with the appropriate drawings.

Straight line \overleftrightarrow{AB}

Segment \overline{AB}

Ray \overrightarrow{AB}






3

Using your ruler draw:

a) Two line segments, which intersect at point K

b) Two line segments, which do NOT intersect and are not parallel.

c) Two rays, which do not intersect



4

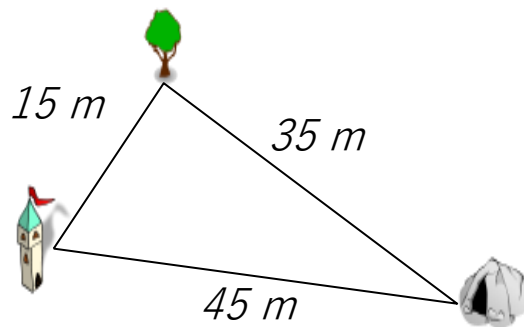
The distances between a tower, a tree, and a cave are shown in the drawing. What will you find out if you perform the following actions?

15 + 15 distance from tower to tree and back

15 + 45 _____

45 + 35 _____

15 + 35 + 45 _____



5

Draw two closed curves, one inside the other. Draw an open curve that intersects each of the closed curves at two points. Label the intersection points with any letters you choose.

6

Look at the definitions below and connect each definition with a correct term.

- is a straight.
- goes in both directions.
- does not end ... so you can't measure its length

Ray

- is straight.
- is part of a line.
- has one endpoint.
- goes in ONE direction.

Line Segment

- is straight.
- is a part of a line.
- has 2 endpoints that show the points that end the line.

Line

7

Calculate.

4 m 2 dm 6 cm + 1 m 5 dm 2 cm = ___ m ___ dm ___ cm

9 m 8 dm 3 cm – 6 m 2 dm 1 cm = ___ m ___ dm ___ cm

8

a) Draw a line segment \overline{AB} .

Draw another line segment \overline{CD} in a way that the intersection between \overline{AB} and \overline{CD} is a point K.

b) Draw a line segment \overline{AB} again below. Draw another line segment \overline{EF} in a way that the intersection between \overline{AB} and \overline{EF} is a line segment \overline{EB} .

9

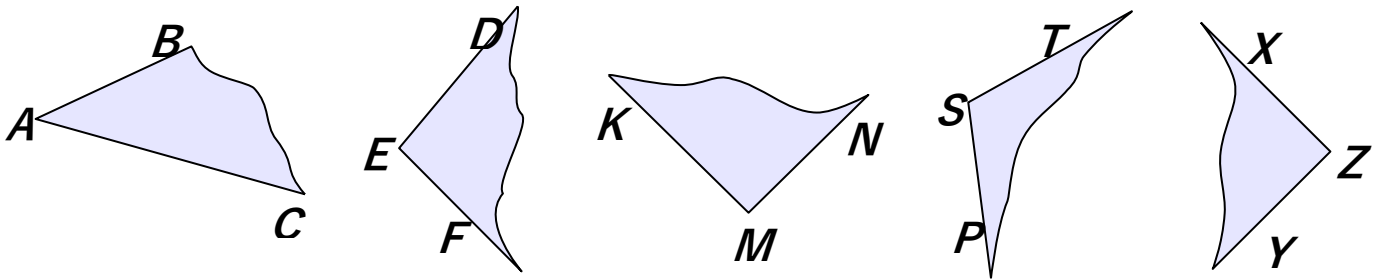
Rectangle is divided into 4 squares. Find a perimeter and an area of the rectangle if one side of the shaded square is 8 cm.

P = _____

A = _____



10 What kind of angles do you see on the drawing below? Write down the names under each angle.



11 Find the Area of the rectangles. Write your answer below, don't forget the units of measure!

$a = 4 \text{ dm}$



$A = ? \text{ dm}^2$ $b = 6 \text{ dm}$

$a = 3 \text{ m}$

$A = ? \text{ m}^2$ $b = 4 \text{ m}$

$a = 7 \text{ cm}$

$A = ? \text{ cm}^2$ $b = 6 \text{ cm}$



12 The square with a side equal to 1m cut down on the smaller squares with a side of 1 cm. Then all small squares are put along the straight line one by one. The line will have a width equals to 1cm. How long is the line going to be?

13 Ann plotted two intersecting straight lines. On one of the lines, she labeled 3 points. On the other line she labeled 5 points. Totally she has labeled 7 points. How is that possible? Show on the picture.

