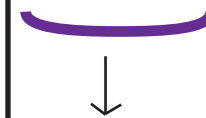


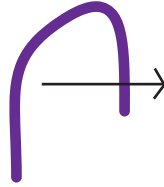




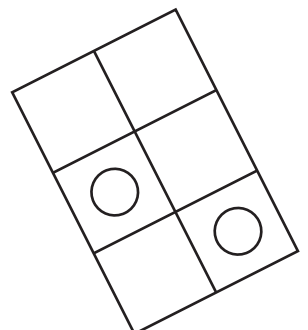
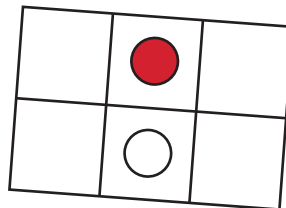
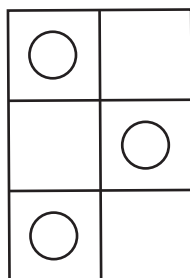
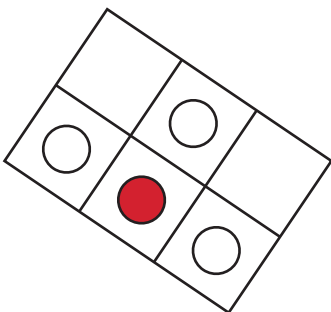
Kids are playing with transforming gates. When the object goes through gates horizontally - it changes the color. When vertically - it changing the shape. What shape and color it will be at the end of the maze?



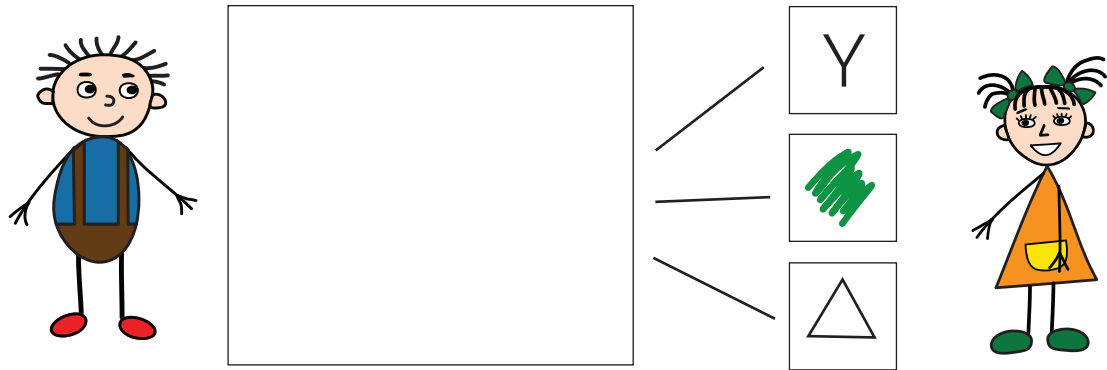
change
shape

change
color

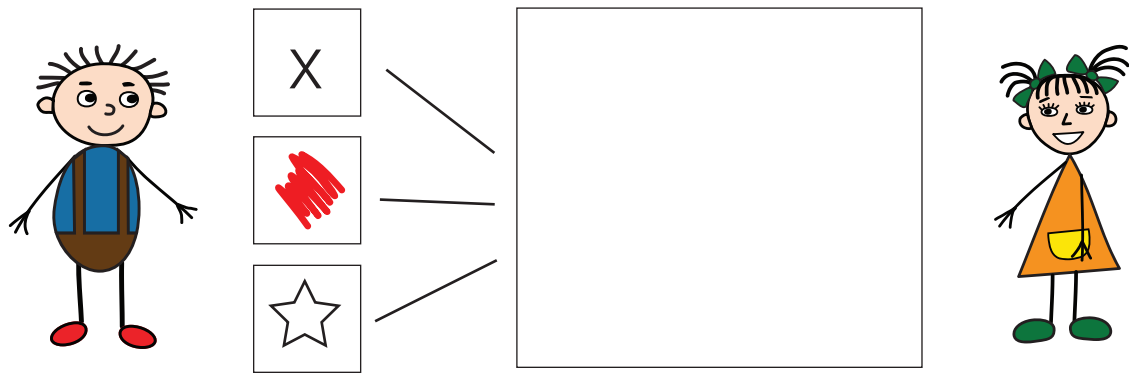
Some dots disappeared, add them back to make all cards look the same



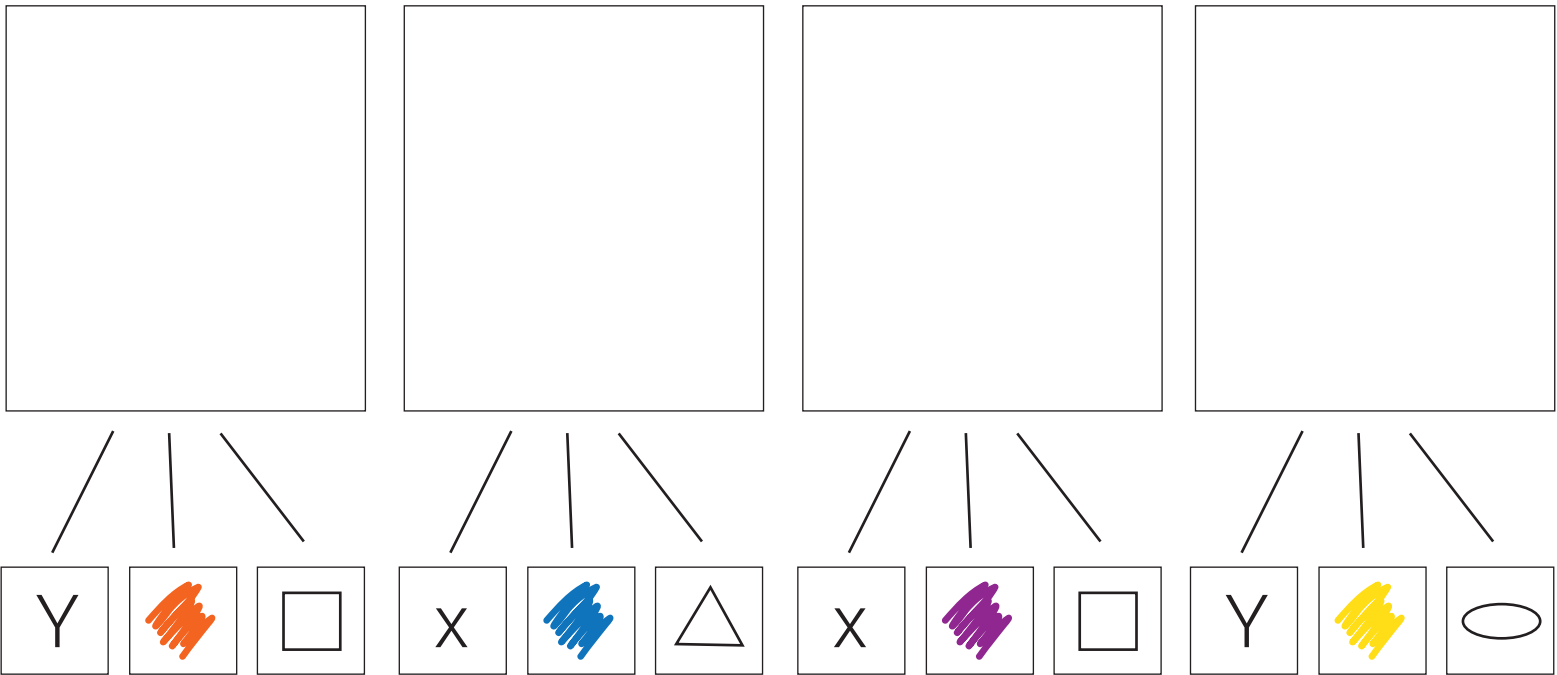
Billy is drawing some shape, help Greta to guess and draw it if Billy gave you some hints:
(Y stands for big, x for small shape)




Now it is Greta's turn! Help Billy to guess.




Can you draw the rest?



Help kids catch balloons they are thinking about.



Color in green objects that Billy will like and in blue - Greta's favorite. Can you draw something that both kids will like?



Help your kids here to follow the number line - when they place the pencil on the first number you can read the rest of the steps (+2, -1, etc)

$4 - 3 + 1 + 2 = \square$	$1 + 2 - 3 + 1 = \square$
$1 + 2 + 2 - 3 = \square$	$2 - 1 + 3 - 2 = \square$
$5 - 3 - 1 + 2 = \square$	$4 + 1 - 2 + 1 = \square$
$1 + 3 - 2 + 1 = \square$	$5 - 1 - 3 + 4 = \square$

Do not help kids from here - it is okay to not finish the rest of the problems, I just want to see how much they all know, and adjust the program accordingly

$6 + 5 = \square$	$16 + 3 = \square$	$20 - 3 = \square$
$8 + 7 = \square$	$18 - 2 = \square$	$11 - 2 = \square$
$16 - 7 = \square$	$13 - 4 = \square$	$3 + 9 = \square$
$11 + 3 = \square$	$15 + 4 = \square$	$5 + 7 = \square$

extra - extra - extra

extra - extra - extra



Using pattern blocks create anything you want
(it can be animal, plant, tree, house - anything)
and attach a photo of it to homework) =)

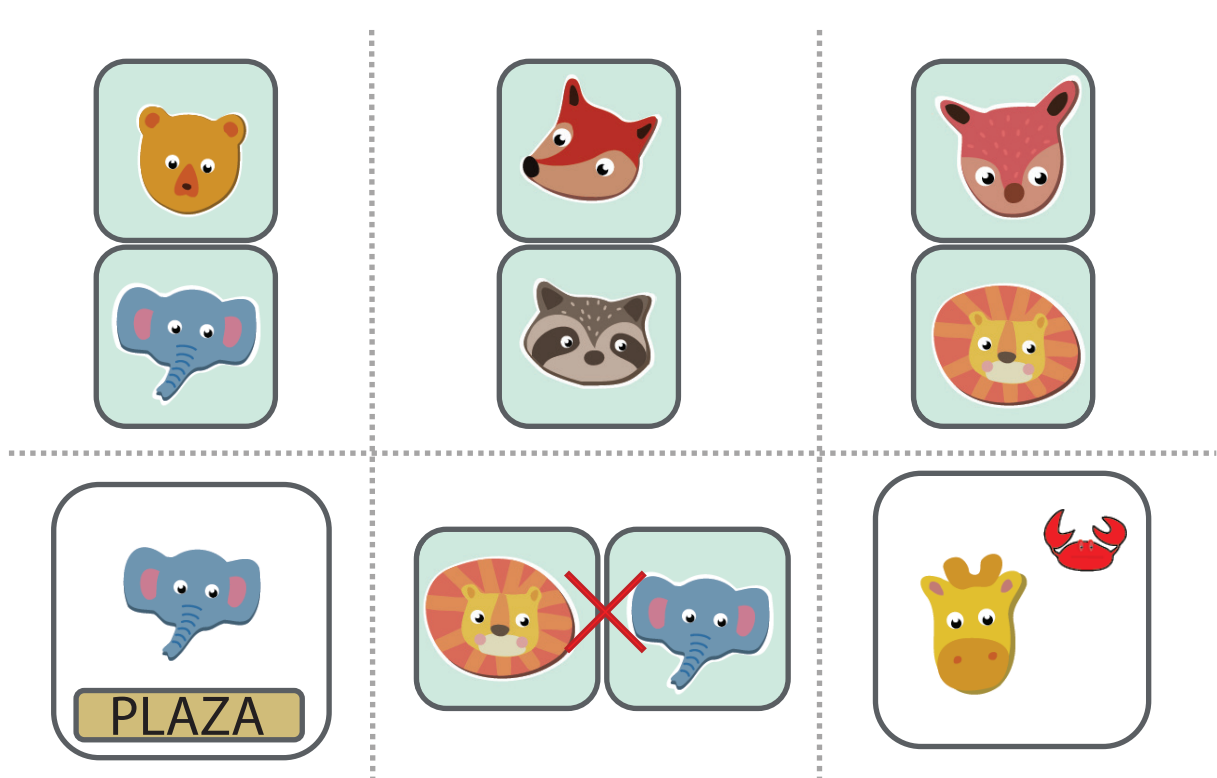


Use your printed board
and solve the following tasks.

1.



2.



3.

