

**1.** Continue pattern (list 6 next numbers):

a) 1, 5, 2, 6, 3, 7, \_\_\_\_\_

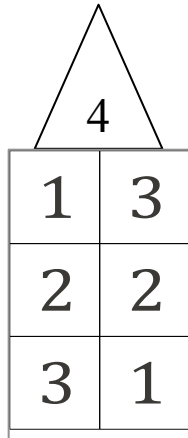
b) 3, 5, 9, 11, 15, 17, \_\_\_\_\_

c) 90, 80, 70, \_\_\_\_\_

d) 1, 2, 3, 5, 8, 13, \_\_\_\_\_

**2.** Look at the home, which was build for number 4.

On a blank piece of paper: Draw houses for the numbers 3, 5, 9 and 11.



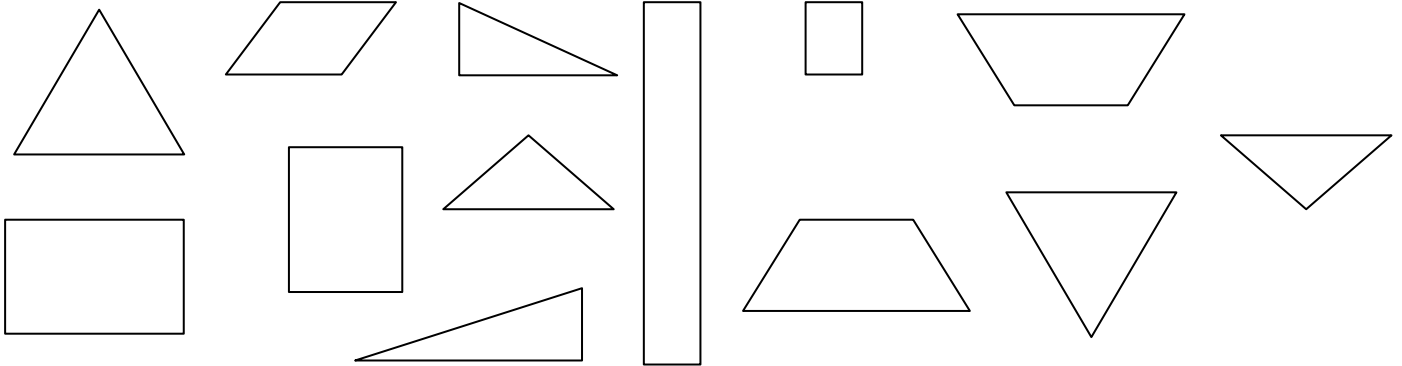
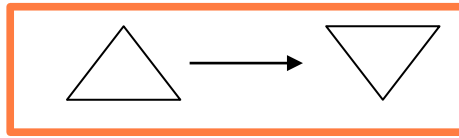
**3.**

Complete the drawing:

4.

Using a pairing rule, find all possible pairs and connect them with a line. How many pairs did you find?



5.

a) Anna is 7 years old. How old will she be 5 years from now?

\_\_\_\_\_

b) Igor is 8 years old. How old was he 3 years ago?

\_\_\_\_\_

b) Two years ago Peter was 6 years old. How old will he be 4 years from now?

\_\_\_\_\_

6.

The Pail Problem. By moving only one pail you can line up the pails so that the full and empty ones alternate. Can you figure out what to do? Write your answer or draw a picture.



8.

Find all missing numbers in the number sentences to make each sentences correct:

a)  $5^* > 58$

b)  $7^* < 72$

c)  $12 > 1^*$

d)  $11 > 1^*$

e)  $5 + ? < 9$

f)  $8 - 7 < ?$

9

Let us help a “Lazy caterer” to cut a round pizza pie.

Imagine that you have a large round pizza and a knife (please be careful). If we cut the pizza once (exactly in half), both pieces will be the same size. If we also cut the pizza again (where it passes through the center, we will get 6 equal pieces and then 8 pieces and so on.

Let's mix things up! We want to cut up a new pizza, but we don't care about the size or the shape of the pieces. For example, if we cut the pizza once, the maximum number of pieces is still 2, and if we cut it twice, the maximum number of pieces is still 4 (as can be seen above).



On a blank piece of paper: draw pictures of your own pizza pies with 3 cuts.

\*Challenge: Draw a pizza pie with 4 cuts.

Question: How many pieces you can get with 3 cuts? With 4 cuts?

10

Find the sums and the differences. What did you notice?

$76 - 5 =$

$48 + 2 =$

$53 - 3 =$

$76 - 55 =$

$48 + 22 =$

$53 - 33 =$