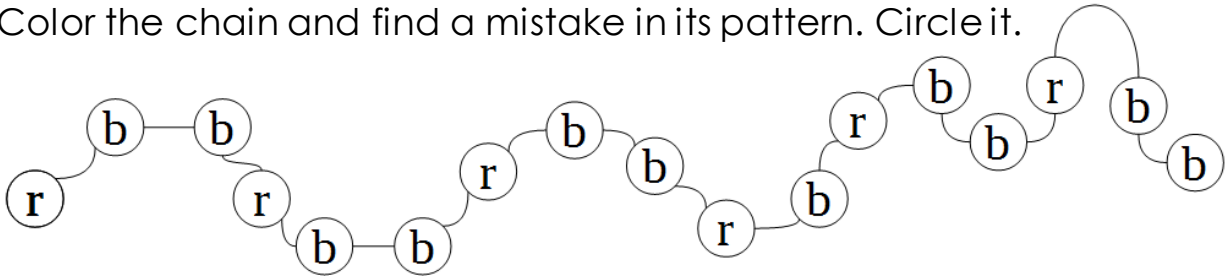


1 Write down the next two numbers in the series and read them:

a) 10, 30, 50, _____, _____ **b)** 9, 29, 49, _____, _____

c) 23, 34, 45, _____, _____ **d)** 18, 15, 12, _____, _____

2 Color the chain and find a mistake in its pattern. Circle it.



3 Make four possible equalities using each trio of numbers; arrange these numbers appropriately on the matching drawings.

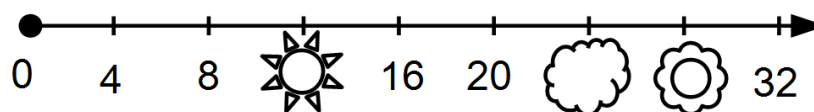
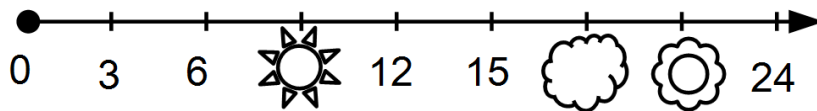
8, 9, 17

8	+	9	=	17

4, 11, 15

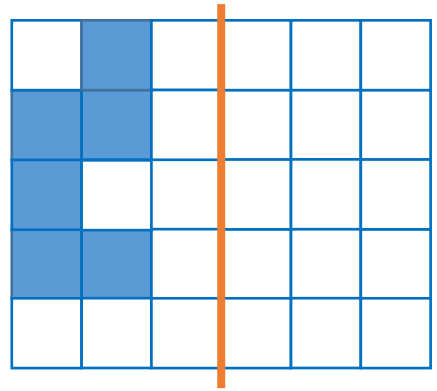
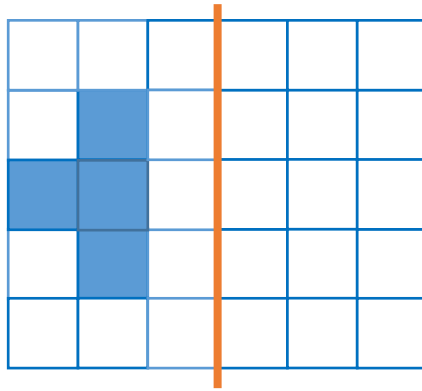
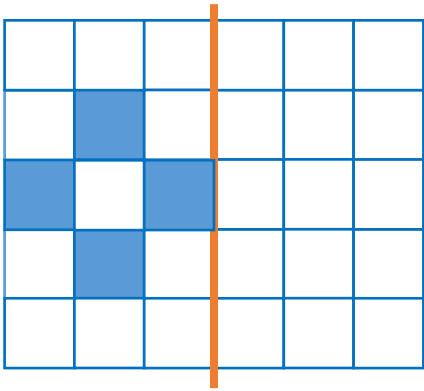
6, 17, 23

4 Which numbers on the number lines are covered?



9

Add the mirror image of each figure.



10

Solve the equations below and check your answers.



$$x + 3 = 12$$



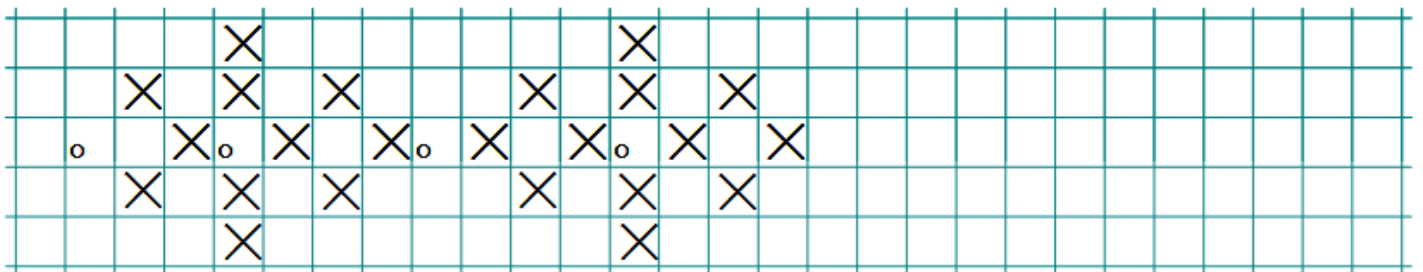
$$x - 5 = 8$$



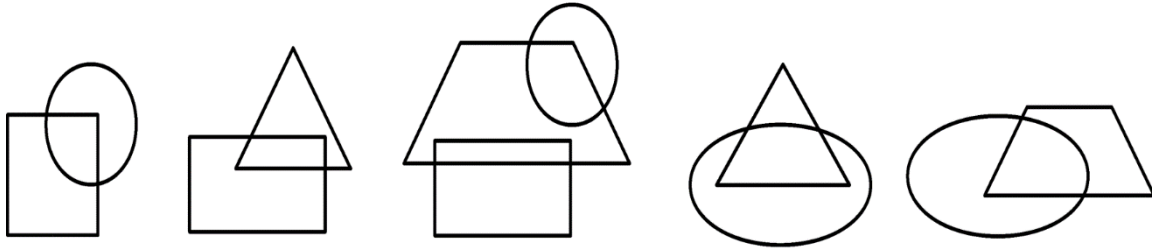
$$13 - x = 2$$

11

Continue the ornament:



12 Circle the drawing that does not belong here:



13 Color the shapes properly:

14 Replace the shapes from the table above according to the rule below and fill in the table