

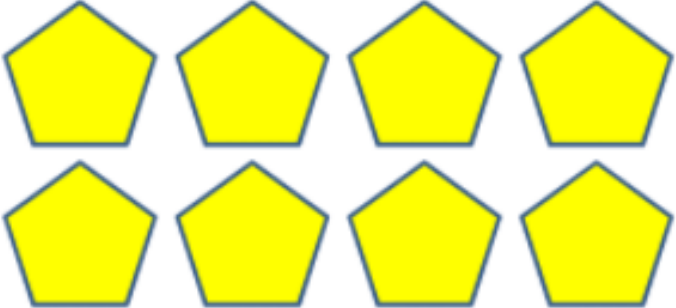




Lesson #28

Exercise 1.


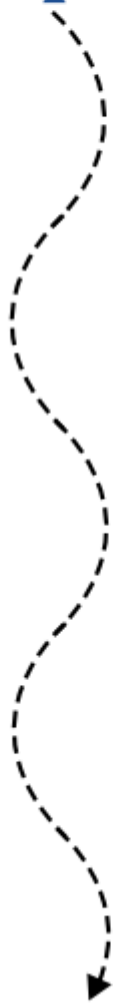

Draw lines to connect the numbers and shapes that go together.

6
7
8
9
10

Exercise 2.

Trace the lines with the matching to the balloon colors.







Exercise 3.

First, let your child cut out the blue square, then cut by a line following the directions of the arrows and stopping at the stars. Finish your bird by bending the wings at the lines.



Draw lines to connect the numbers and animals that go together.

6	
7	
8	
9	
10	