


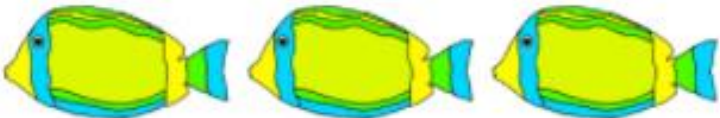




Lesson #27

Exercise 1.

Draw lines to connect the numbers and pictures that go together.

1
2
3
4
5
6

Exercise 2.

Trace the lines. Color the pictures





Exercise 3.

What is the difference between the dogs? Can you find a house for each dog and their dog food? Explain your answers. Color each's dog house roof in the same color as the dog's collar. Color each bowl in the matching color as well. How many bones did each dog get? Who got more bones? who got less bones? How many bones are altogether?



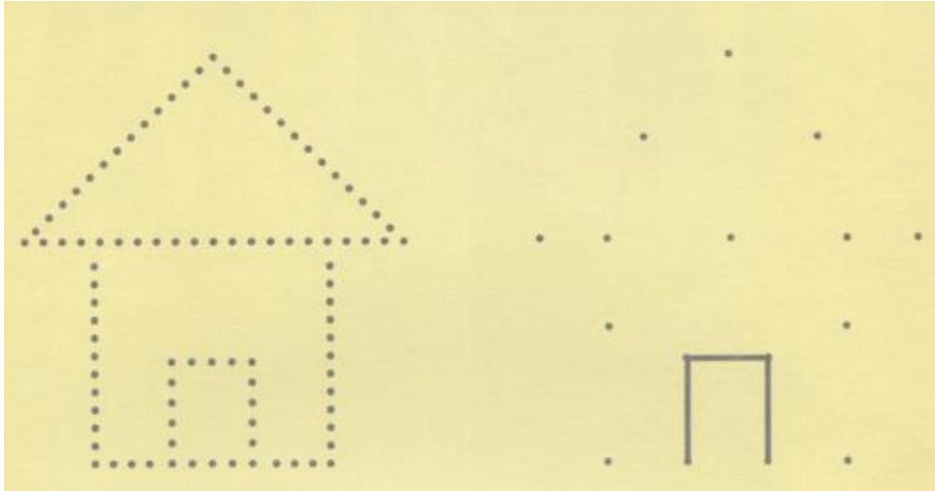
Exercise 4.

Connect by a line each child to the matching the picture of the season




Exercise 5.

Trace and connect by dots creating a house




Exercise 6.

Draw the same number of circles as you see the cups on the picture. Draw the same number of triangles as you see the bowls. Connect each bowl to its cup. Are there any cups that were left without a bowl? Are there more bowls than cups? Are there less cups than bowls?




Exercise 7.

Color the picture



Exercise 8.

Find the hatching egg for each animal. Trace with 4 different colors to help yourself.



Exercise 9.

Trace the dotted line

