







Lesson #26

Exercise 1.

Draw lines to connect the numbers and pictures that go together.

1	
2	
3	
4	
5	
6	


A blue line is drawn from the number 1 in the first row to the two spiders in the second row.

Exercise 2. Help to find pairs of objects that belong to each other.




Exercise 3.

Count how many ducks are looking to the Left? How many ducks are looking to the Right? Color in yellow the ducks that are walking to the Right. Color the flowers in red that are to the Right of the yellow ducks. Color the flowers in blue that are to the Left of the yellow ducks.




Exercise 4.

Compare the house and the building: which one is taller? shorter? Compare the trees: how many trees are shorter than the other? How many trees are taller than the others? How many trees are planted in front of the house? Where is the fence -describe as detailed as you can.





Exercise 5.

Trace the dotted lines




Exercise 6.

Circle the shape that does not belong in each picture? Explain why?




Exercise 7.

What animal does not belong below?



Exercise 8

Find all the pairs of opposites. Explain your answer.



Exercise 9

Trace all the lines. Color the flower pot in the same colors as the cactus flower. Where is the butterfly:
on the Right side or the Left side of the picture?

