


Exercise 1.

Find a snowman that is different from all others. Explain your choice. Color that snowman.



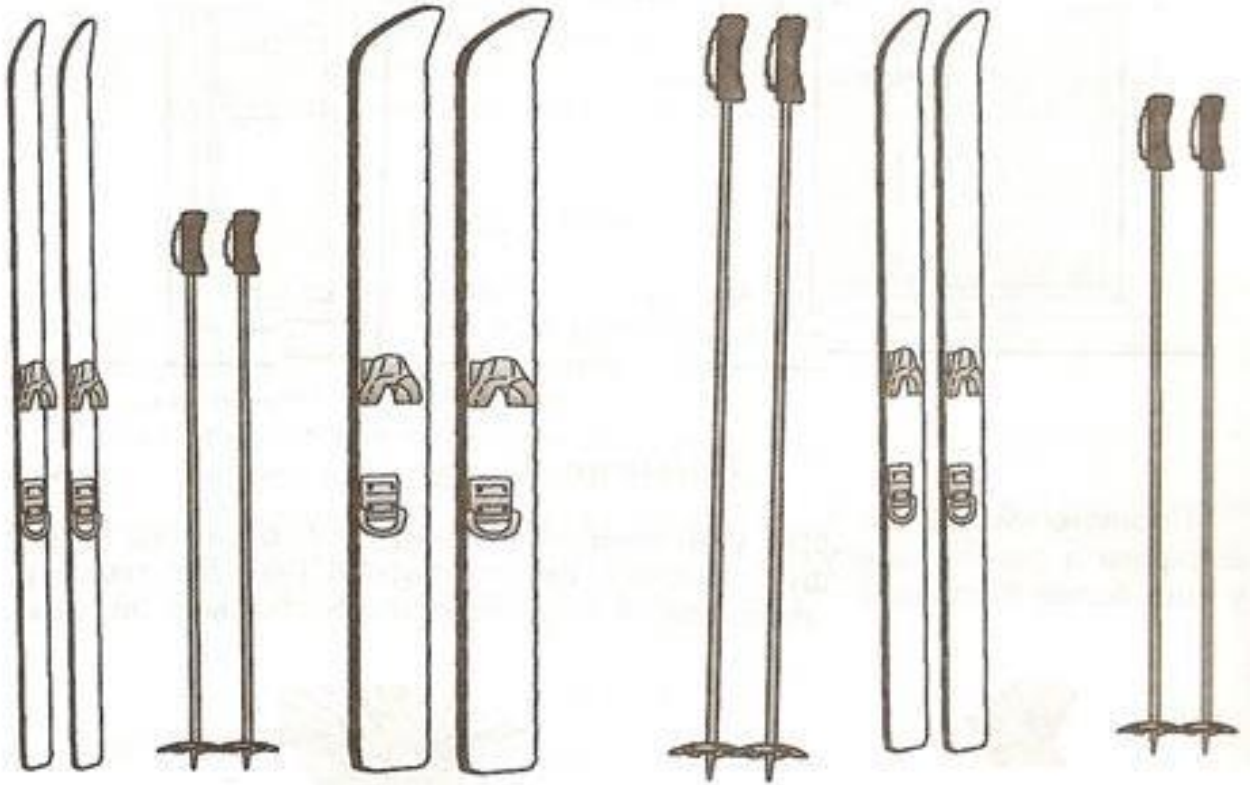
Exercise 2

This is a happy snowman who loves the snow and snowflakes. Draw as many snowflakes as you possibly can within the frame. Explain to your child that snowflakes should not be “shaky” and should rather be steady, straight lines.




Exercise 3

Its winter time. Its snowing. There is lots of snow and the only way to walk around is to ski. Find the best WIDEST PAIR of ski and color it in red. Find the TALLEST PAIR of ski poles and color it in blue.




Find pairs and connect them by a line. Then you may color each pair in a different way




Exercise 4.

The squirrel wants to come over to her friend, but she needs to get her fur jacket on. Can you please help her? Create same stroke pattern.




Exercise 6.

Name the animals. Which animal does not belong here? Why? Which one of the animals below should be sleeping during the winter? Color him!



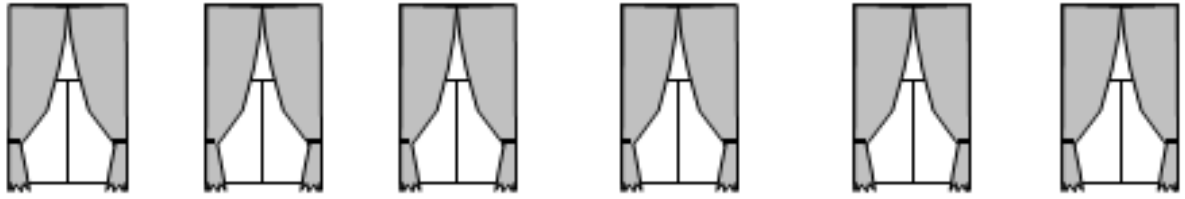
Exercise 8

In each row, find the picture that does not belong and "X" (cross it out)



Exercise 9

Circle as many objects in each row as the number shows on the right.



6



2




4



1



3



5

Exercise 10. Dear parents, this task to be performed with children is as follows:

- 1. Tell a story to your child very emotionally, showing all the pictures one by one.
- 2. Cut (you or child) all the images from the 2 pages.
- 3. Mix all the pictures and tell stories again, but ask the child to find the right pictures.
- 4. Ask your child to tell you this story. Task should be repeated 2-3 days in a row entirely, every day adding to your story new words. (use more adjectives, do not be afraid that the child can not repeat them, it is important that he hears them)
- 5. On the last day after the child tells you a story, take a large sheet of **colored** paper and ask your child to put at the pictures in order, and then paste them and bring to the next class.
- Write down the adjectives you used when telling the story.

